

Comprehensive Environmental Assessment Report for Lake Land College

The Annual Comprehensive Environmental Assessment Report for Lake Land College provides a summary of data related to all of Lake Land College's students which includes both correctional and dual credit students. Unless otherwise noted, all data for this report are provided and/or calculated using end of term information. Two additional annual reports are produced in conjunction with this report. The Environmental Assessment Report for the Department of Corrections provides a summary of data related to Lake Land College's Department of Corrections (DOC) students only. The Environmental Assessment Report for College Programs synthesizes data related to regular college students including dual credit students and excluding DOC students.

Lake Land College Student Enrollment

	Fall 12	Fall 11	Fall 10	Fall 09
Total Enrolled ¹	13,074	13,436	12,212	11,016
Total Credit	8,237	8,902	8,989	7,736
Dual Credit	819	823	809	946
Total Correctional	4,018	3,711	2,414	2,334
FTE	6,137.6	6,295.2	5,945.9	5,801.8
New Students	3,972(30%)	4,626 (34%)	4,375	4,240
Continuing	6,869(53%)	6,386 (48%)	6,372	5,373
Readmitted	2,232(17%)	2,424 (18%)	1,465	1,403
	2011-2012	2010-2011	2009-2010	2008-2009
Total Annual Credit and non-Credit Students ²	30,363	27,312	25,784	21,038
Total Credit Students	24,239	21,523	20,003	16,184
Dual Credit ³	1,515	1,324	1,520	1,473
Correctional ³	6,358	4,261	4,085	3,300
Non-Credit Students	6,124	5,789	5,781	4,854
FTE ⁴	7,318.6	6,948.0	6,899.0	6,036.0

¹End of Term Reports and non-credit students are excluded.

² Annual numbers are based on ICCB Fiscal Years Reports and represent total unduplicated credit students plus non credit students.

³Dual & correctional students are a subset of total students.

⁴FTE reflects registered credit hours.

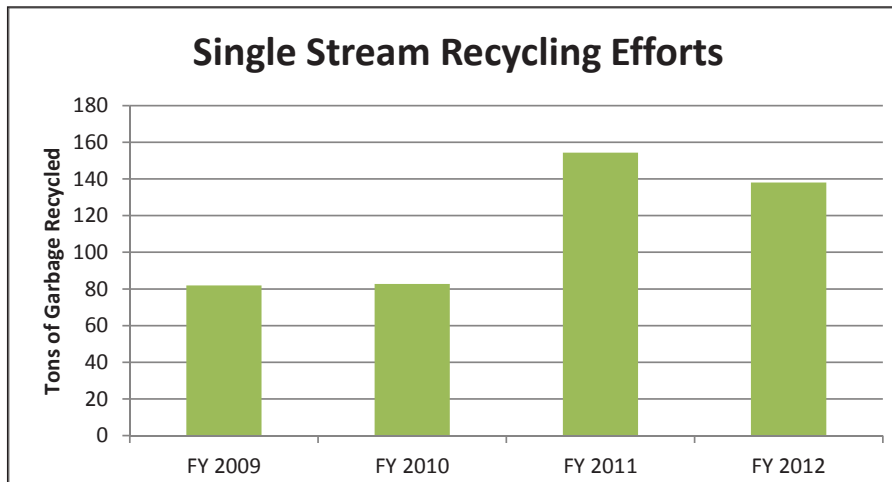
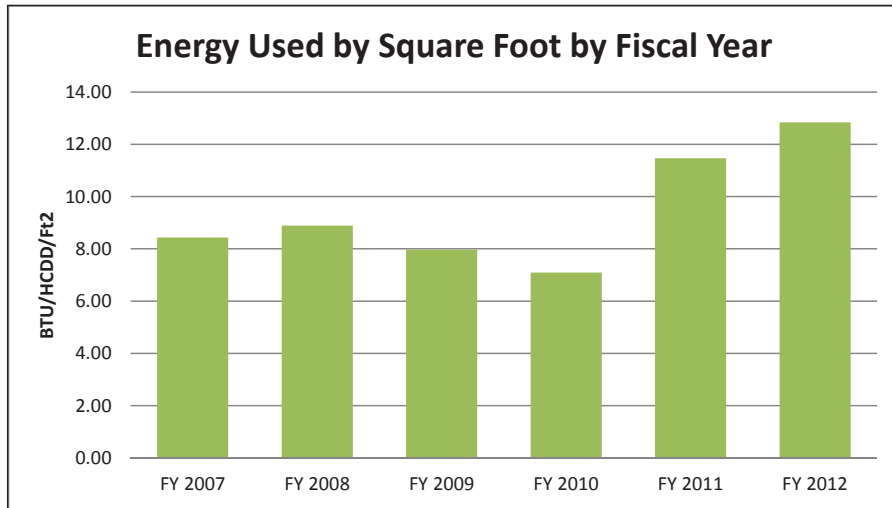
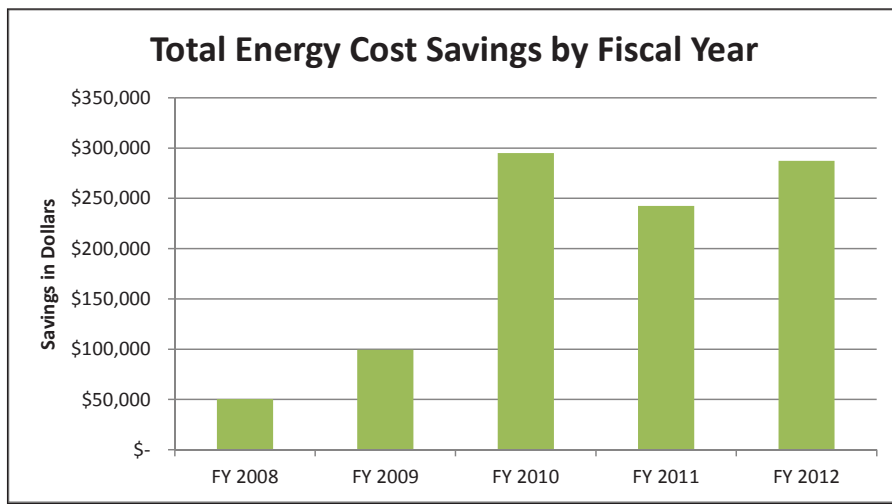
Lake Land's Demographics for All Students

	Fall 12	Fall 11	Fall 10
Total Credit Student Enrollment	13,074	13,436	12,212
Part Time	69.7%	68.8%	65.1%
Full Time	30.3%	31.2%	34.9%
Men	63.7%	60.6%	59.4%
Women	36.3%	39.4%	40.6%
Asian	0.6%	0.5%	0.6%
American Indian/Alaskan Native	0.5%	0.4%	0.4%
Black, Non-Hispanic	18.4%	16.5%	13.4%
Hispanic	5.4%	5.1%	3.3%
White, Non-Hispanic	74.4%	76.8%	82.1%
Hawaiian	0.1%	0.1%	N/A
Two or more Races	0.7%	0.5%	N/A
Average Age of all Students	31.7	32	31.3
Median Age	29	29	28
Under 17	1.1%	1.0%	1.2%
17-20	23.0%	23.4%	26.4%
21-24	14.7%	14.1%	13.8%
25-29	13.4%	12.8%	12.6%
30-39	21.5%	21.1%	19.8%
40-49	15.5%	16.0%	15.5%
50-59	8.2%	8.8%	8.2%
60 and Over	2.6%	2.8%	2.6%
Freshmen	50.2%	49.7%	48.9%
Sophomores	27.0%	25.9%	27.1%
High School	6.3%	6.3%	6.7%
Unclassified	16.5%	18.1%	17.3%
In-District	46.3%	49.1%	54.8%
Out-of-District	22.3%	22.1%	24.5%
State Correctional	30.7%	27.6%	19.8%
Out-of-State	0.4%	0.9%	0.5%
Foreign Country	0.3%	0.3%	0.5%
Associate in Applied Science	14.1%	11.0%	16.1%
Associate in Arts	6.0%	6.6%	7.8%
Associate in Engineering Science	0.2%	0.2%	0.2%
Associate in Liberal Studies	1.9%	8.8%	14.8%
Associate in Science	7.7%	7.6%	8.9%
Certificates	8.3%	7.7%	12.0%
Course Enrollees	27.9%	20.3%	6.5%
Dual Credit	6.2%	6.1%	6.6%
Technical Skills Training	27.5%	31.7%	29.4%
Unknown	0.0%	0.0%	0.0%

Reimbursable Credit Hours by Funding Category

	FY12	FY11	FY10	FY09	FY08
Total	204,947	190,820	187,458	162,370	160,195
Baccalaureate	44.8%	46.5%	49.7%	50.7%	49.6%
Business Occupational	11.4%	11.3%	11.2%	10.8%	11.6%
Technical Occupational	27.1%	25.5%	23.5%	24.7%	24.9%
Health Occupational	11.9%	11.3%	9.7%	8.6%	7.7%
Remedial/Developmental	3.9%	4.2%	4.4%	4.0%	4.5%
Adult Basic/Secondary Education	0.9%	1.2%	1.5%	1.2%	1.8%

ICCB Data and Characteristics Report



By converting four of the major classroom buildings on Lake Land College's main campus to geothermal, Lake Land College saved \$287,242 in energy costs in FY 2012.

Lake Land has installed two large wind turbines that will produce over 220,000 kilowatt hours (kWh) per year each, thereby reducing the number of kilowatt hours of electricity needed by 440,000. The college estimates the initial energy savings to be around \$44,000 annually.

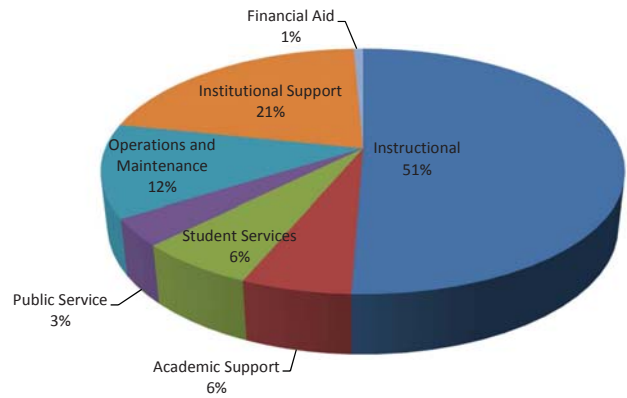
Lake Land currently has two small wind turbines and solar panels used primarily as educational tools. The larger wind turbine produces enough energy to power an average Illinois residence. Both turbines and the solar panels were installed using funding from the Lumpkin Family Foundation.

Lake Land also provides recycling services not only for the College but the community as well. Lake Land's single stream recycling efforts involve recycling everything except used food, #6 plastic, and cardboard in one container. Over 457 tons of garbage have been recycled between 2009 and 2012.

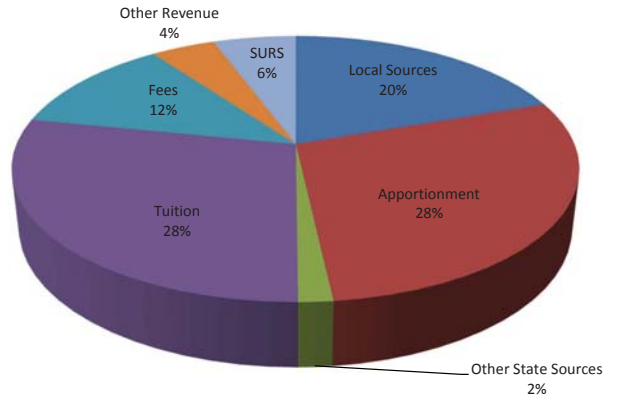
Demographics of Lake Land College's Graduates				
	FY12	FY11	FY10	FY09
Number of Graduates	2,224	1,794	1,624	1,536
Number of Degrees Awarded	2,492	1,996	1,898	1,735
Associates Degree in transfer programs	18.8%	22.0%	22.6%	22.4%
Associates Degree in applied sciences	16.1%	20.0%	18.0%	18.9%
Certificates	65.1%	57.9%	59.5%	58.7%
Men	71.4%	67.3%	64.5%	65.9%
Women	28.6%	32.7%	35.5%	34.1%
Asian/Pacific Islander	0.4%	0.6%	0.7%	0.8%
American Indian/Alaskan Native	0.4%	0.5%	0.4%	0.7%
Black/African American	27.2%	24.8%	21.3%	24.4%
Hispanic	6.1%	5.4%	5.7%	6.1%
White	62.1%	62.9%	66.1%	68.0%
Non-resident Alien	0.0%	0.0%	0.0%	0.0%
Unknown	3.8%	5.7%	5.7%	0.0%
17-23	25.2%	30.2%	32.4%	29.0%
24-29	22.7%	20.1%	21.7%	23.0%
30-39	30.0%	30.3%	26.3%	28.6%
40-49	15.4%	13.4%	14.2%	13.6%
50-59	5.6%	5.3%	4.5%	5.1%
60 and over	1.0%	0.8%	1.0%	0.7%
In District	39.1%	47.9%	48.4%	43.8%
Out of District	2.5%	2.9%	4.1%	3.6%
State Correctional Institution	57.6%	48.2%	45.4%	50.8%
Out of State	0.5%	0.4%	1.2%	1.0%
Foreign Country	0.4%	0.6%	0.9%	0.7%
Students with Multiple Degrees/Certificates	10.5%	9.4%	14.8%	7.5%

Office of Institutional Research: Graduate Report XQGD

FY2012 Operating Expenditures: \$32,858,792



FY 2012 Operating Revenues: \$32,857,772



Lake Land College Employees March 2013		
Employee Category	Number	% of Total
Administrators	36	3.1%
Faculty	119	10.3%
Adjunct Faculty	461	39.8%
Custodians	25	2.2%
Para Professionals	35	3.0%
Support Staff	165	14.3%
Supervisory	18	1.6%
Other Part Time Staff	298	25.8%
Total	1,157	

Duplicated Headcount and Unduplicated FTE by Location

Location	Fall 2012		Fall 2011		Fall	
	Count	FTE	Count	FTE	Count	FTE
On Campus	3,631	2,094.1	3,739	2,188.8	3,958	2,395.9
Off Campus	3,850	332.0	4,091	354.9	3,807	325.8
Internet	1,792	676.1	1,772	651.2	1,952	720.0
Weekend	175	15.4	172	20.3	247	23.6
Kluthe	767	330.9	809	369.9	1,024	432.9
Corrections	4,018	2,133.2	3,711	2,113.4	2,414	1,396.0

FTE is based on completed credit hours. Duplicated headcount is based on the number of students taking at least one course by location. For example, a student taking two on campus classes and two Internet classes would be included in the count for both locations.

Fixed Assets and Fund Balance July 1, 2010 through June 30, 2011

Fixed Assets (net of depreciation)	\$57,181,711
Fixed Assets (net of debt and depreciation)	\$46,031,711
Operational Fund Balance	\$6,344,579
Tax Rate	0.49 per \$100

Office of Accounting

Lake Land's Contributions to the Community and Students	
<i>Programs, Facilities and Services</i>	
Adult Education	Free Parking
Art & Photography Shows	Intensive English Language Program
Athletic Facilities	Intercollegiate Athletics
Business Training	Library and College Archives
Career Services	Lifelong Learning Program
Center for Agriculture Industry	Navigator School Newspaper
Center Business and Industry	Off Campus Instructional Centers
Center for Technology	Online Courses
Child Development Center	Professional Seminars
College for Kids	Recreational and Intramural Programs
College Radio Station	Services for Students with Disabilities
Community Choir	Student Employment
Continuing Education	Student Government/Organizations
Counseling/Advising	Student Orientation
Dental Hygiene Clinic	Textbook Rental
Displaced Worker Programs	Theater
Equipment Donation to Schools and Organizations	TRIO Student Support Services
Facility Provision for Community and Youth Events	TRIO Talent Search
Faculty Advising	Transfer Planning
Financial Aid	Tutoring Services
Food Service	Youth Education Programs

Lake Land College's Technology Availability
2,000 virtual and 75 physical machine desk tops available on campus and at off-site locations
1,200 virtual and 100 physical machine desk tops in labs and classrooms for student use
100% of administrative, faculty, and staff offices as well as desired labs are networked
Student email is available
Wireless access to the Internet is accessible in all common areas of LLC
LLC has a Metro-Ethernet connection – 20Mb pipe via the ICN and 16MB via Mediacom for internet access
All classrooms have at minimum: instructor computer, multi-media configuration with speakers, CD, DVD, and VCR, projector, and document camera. Twenty four classrooms also have a symposium device. Interactive response units are also available for faculty to use in the classroom.