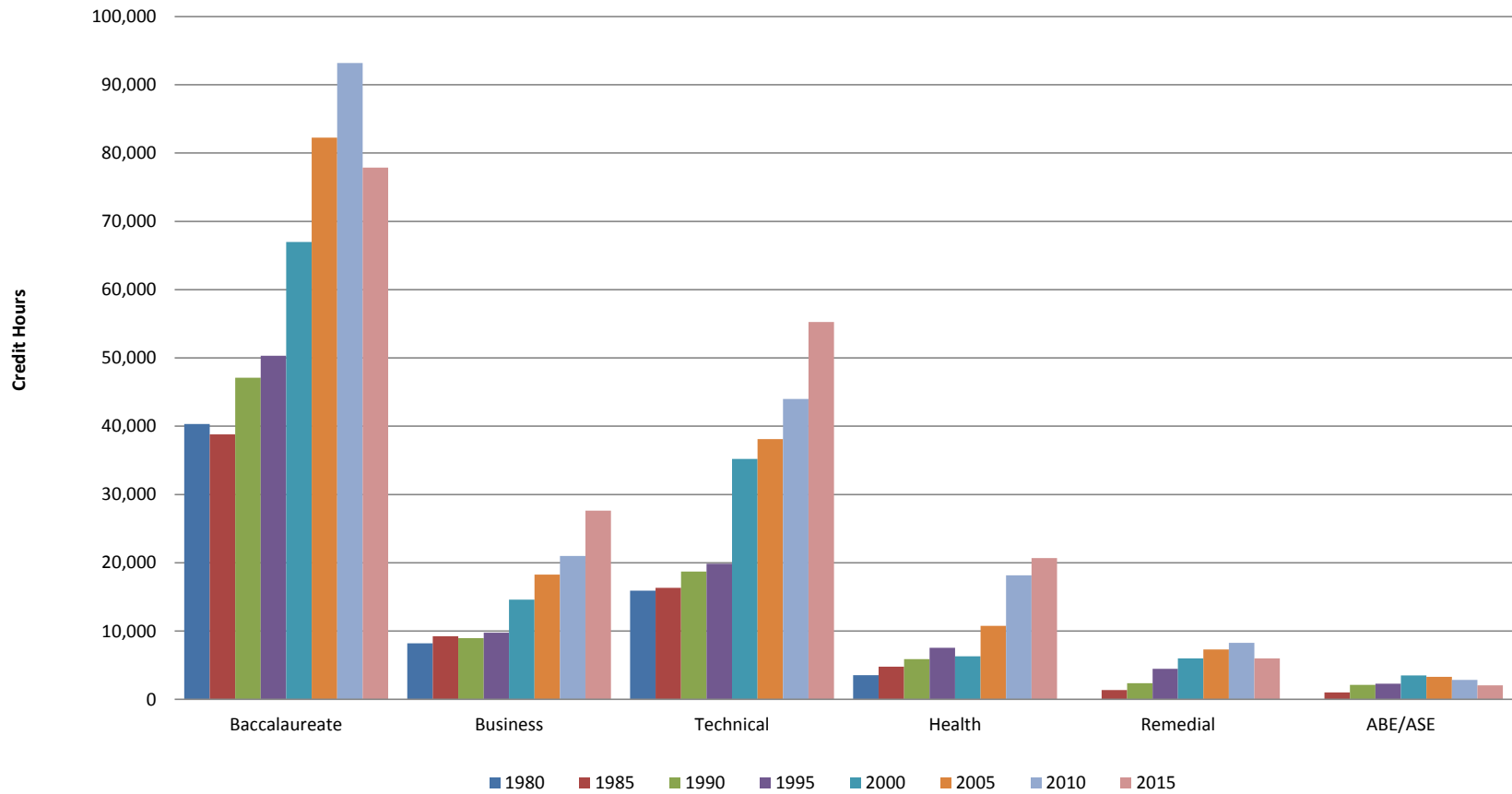


Reimbursable Credit Hours By Instructional Category

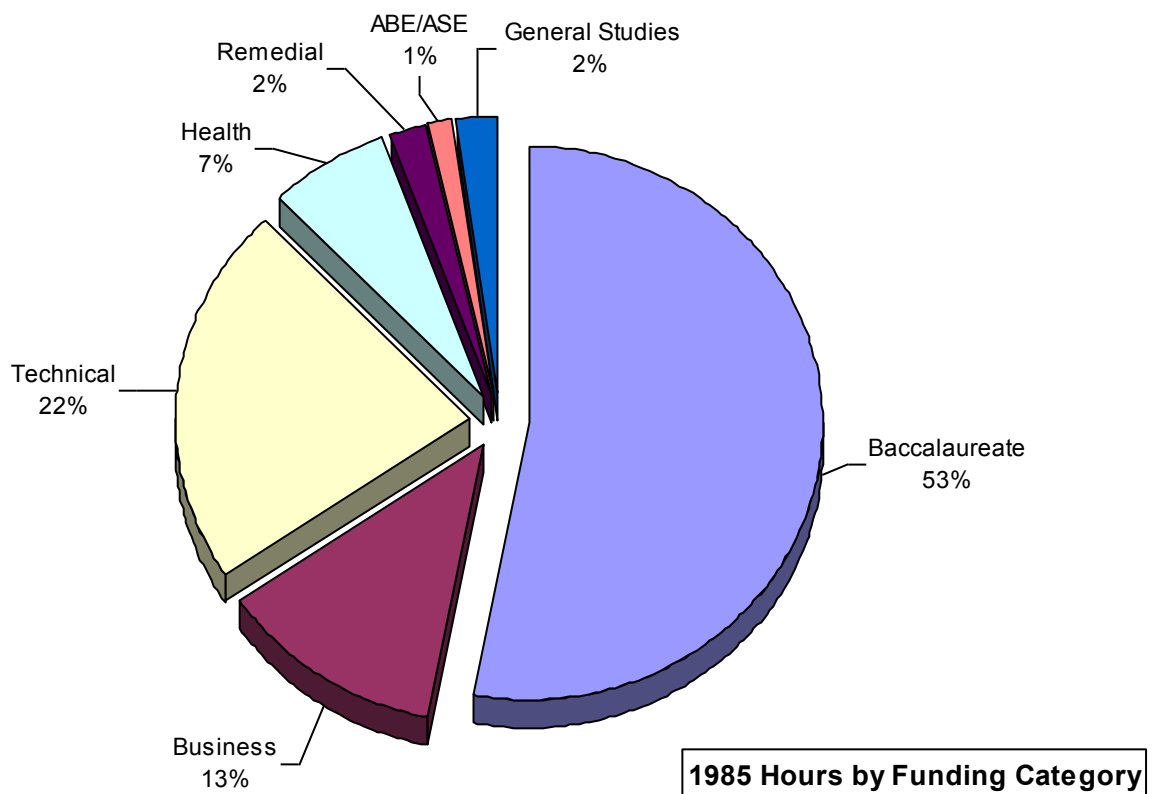
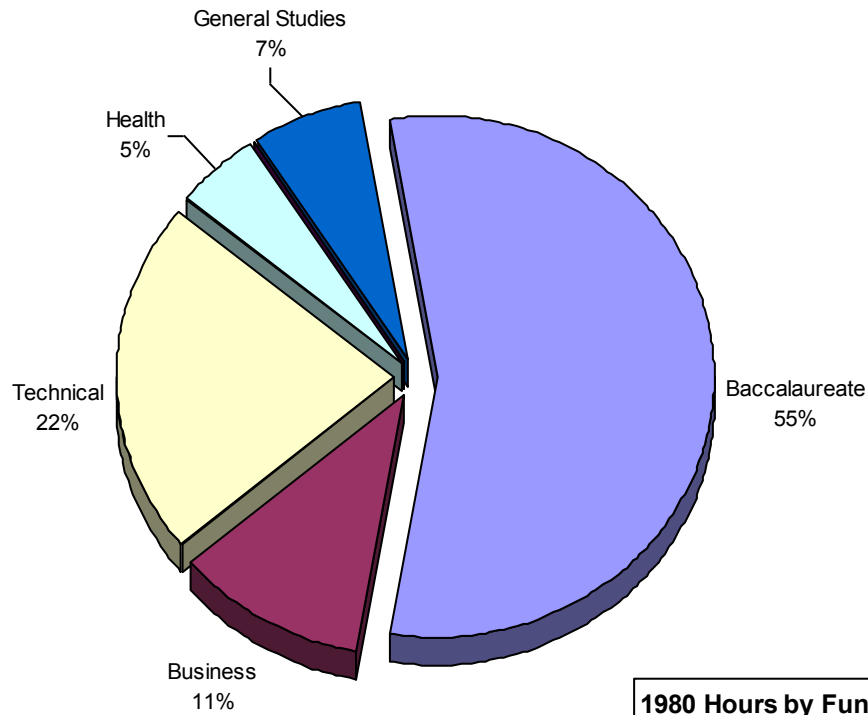
Year	Baccalaureate	Business	Technical	Health	Remedial	ABE/ASE	General Studies	Total
1980	40,318	8,215	15,906	3,547			4,732	72,718
1981	46,540	8,959	18,831	4,675	1,691	2,127	1,902	84,725
1982	45,719	7,873	17,390	4,377	1,898	1,168	1,395	79,820
1983	44,912	7,285	17,925	5,204	1,959	1,324	2,197	80,806
1984	42,564	9,806	16,591	4,199	1,455	917	1,345	76,877
1985	38,788	9,254	16,337	4,784	1,367	1,016	1,729	73,275
1986	38,847	9,886	17,693	4,646	1,529	1,139	1,858	75,598
1987	40,286	9,288	18,038	4,768	1,139	1,339	2,593	77,451
1988	44,434	9,669	17,484	4,842	1,504	2,306	2,007	82,246
1989	44,179	8,979	18,296	4,654	1,449	1,662	2,031	81,250
1990	47,099	8,947	18,703	5,876	2,342	2,118	1,605	86,690
1991	48,636	10,259	17,570	6,471	3,095	2,041	1,698	89,770
1992	53,275	11,015	17,419	7,708	3,209	2,461	1,435	96,522
1993	54,299	10,589	18,479	8,301	2,931	2,329		96,928
1994	54,641	9,066	19,700	8,951	3,625	2,297		98,280
1995	50,314	9,762	19,845	7,559	4,468	2,294		94,242
1996	53,476	8,943	21,976	7,140	4,334	2,606		98,475
1997	56,625	9,741	21,443	6,537	4,428	2,894		101,668
1998	60,559	11,172	26,338	6,420	4,590	3,063		112,142
1999	61,940	12,923	30,193	6,533	5,033	3,032		119,654
2000	66,990	14,591	35,193	6,318	5,997	3,483		132,572
2001	68,794	14,913	39,343	5,667	6,384	2,921		138,022
2002	70,060	16,102	41,077	6,655	7,187	2,776		143,857
2003	78,723	16,362	40,181	8,141	6,787	3,206		153,449
2004	85,499	17,697	40,296	9,302	7,553	2,900		163,246
2005	82,265	18,257	38,114	10,776	7,310	3,301		160,023
2006	81,708	18,049	39,750	11,281	7,967	2,775		161,529
2007	82,669	18,785	41,310	11,654	8,067	2,519		165,004
2008	79,464	18,582	39,842	12,260	7,129	2,919		160,195
2009	82,252	17,560	40,078	14,006	6,515	1,960		162,370
2010	93,184	21,009	44,004	18,167	8,260	2,835		187,459
2011	88,701	21,524	48,645	21,530	8,081	2,341		190,820
2012	91,799	23,281	55,573	24,425	8,025	1,844		204,947
2013	87,196	29,752	63,177	23,779	7,856	1,845		213,424
2014	84,879	31,720	59,195	22,906	7,381	2,186		208,267
2015	77,885	27,627	55,259	20,699	6,002	2,042		189,513

Source: ICCB Data & Characteristics
Data includes Corrections

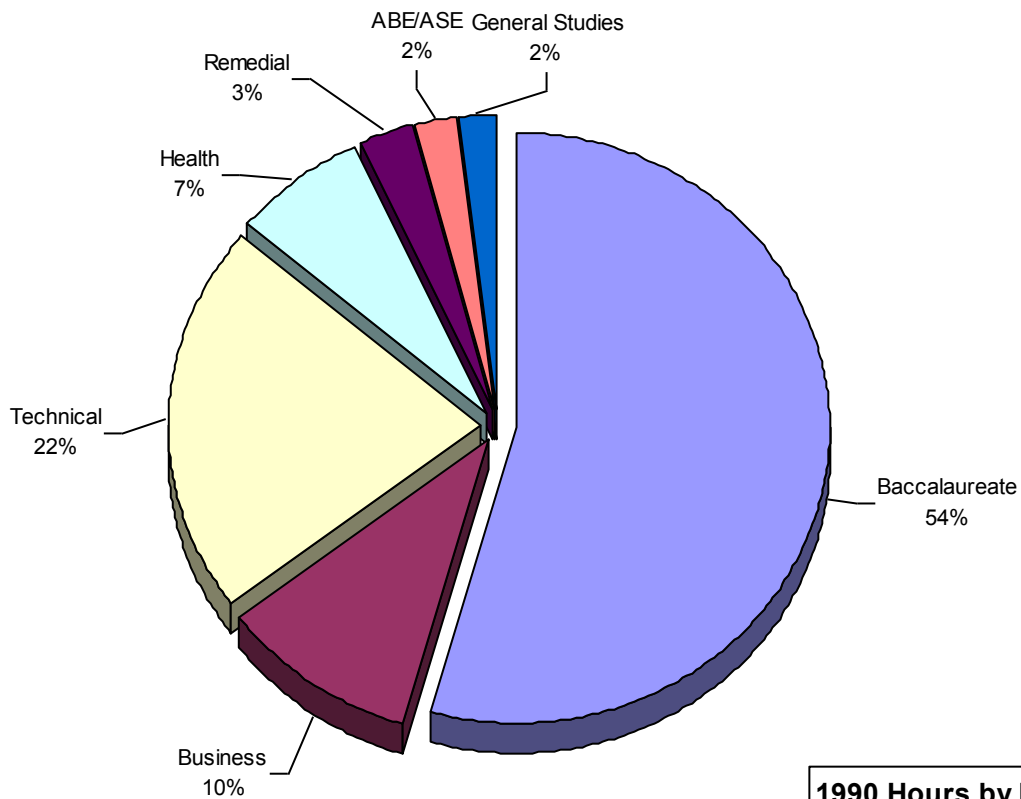
Reimbursable Credit Hours by Instructional Category



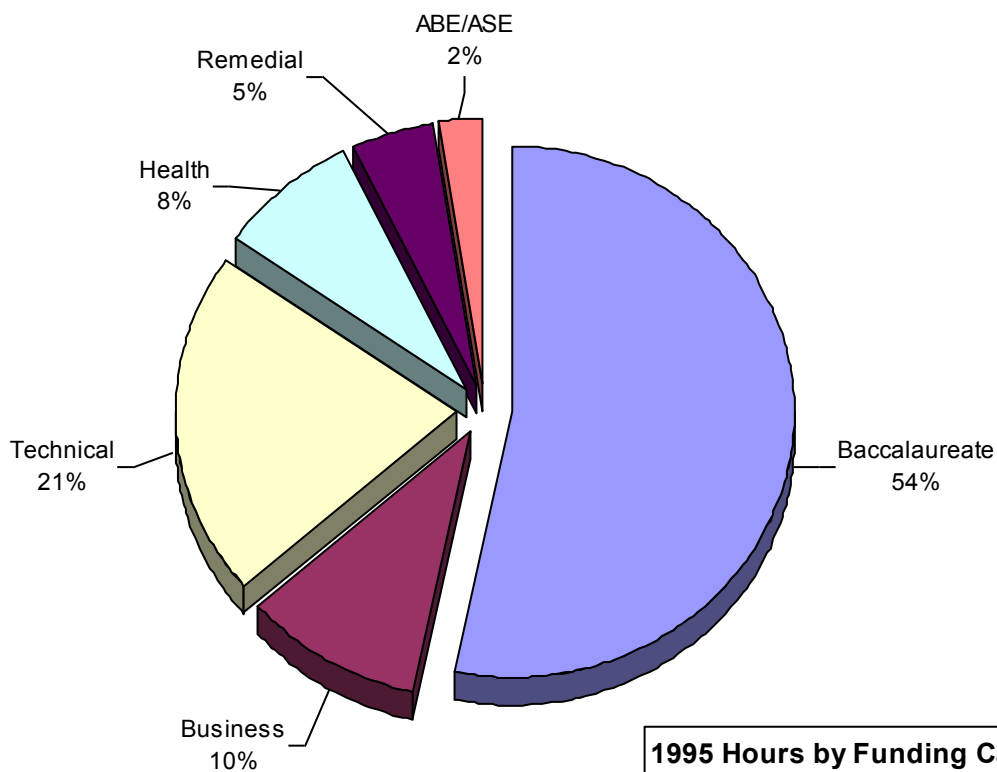
Reimbursable Credit Hours By Instructional Category



Reimbursable Credit Hours By Instructional Category

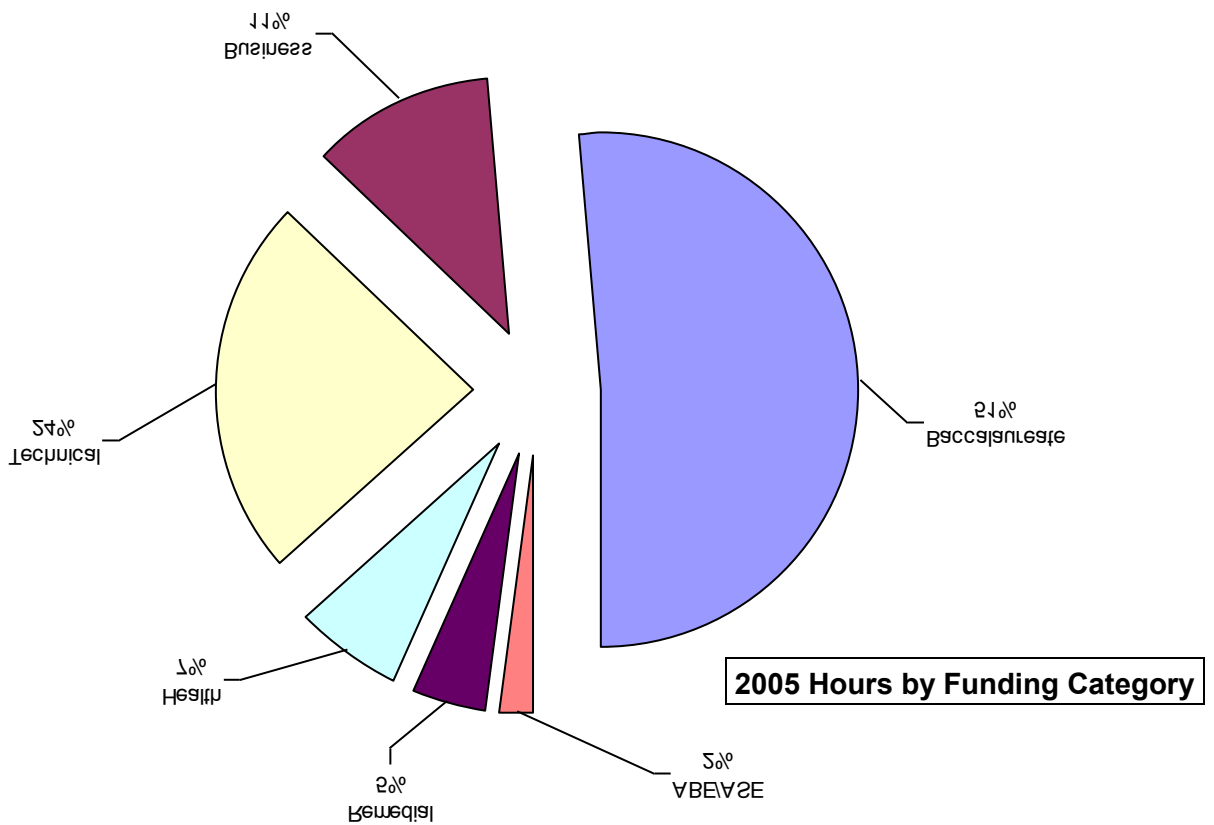
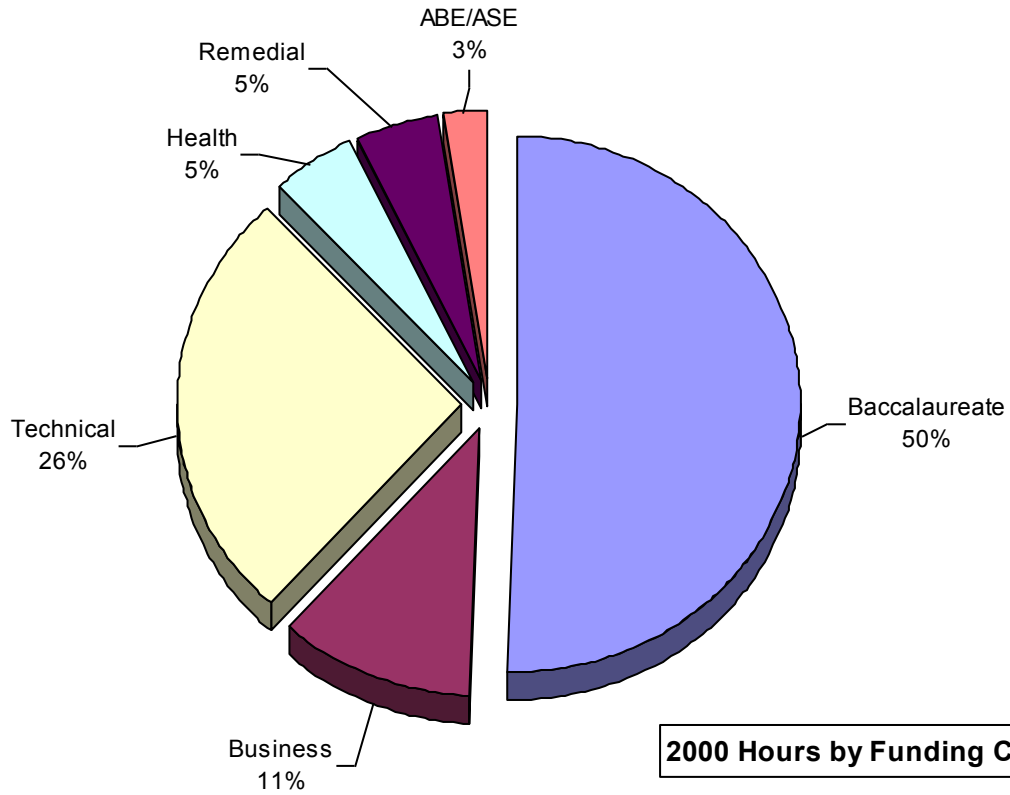


1990 Hours by Funding Category



1995 Hours by Funding Category

Reimbursable Credit Hours By Instructional Category



Reimbursable Credit Hours By Instructional Category

