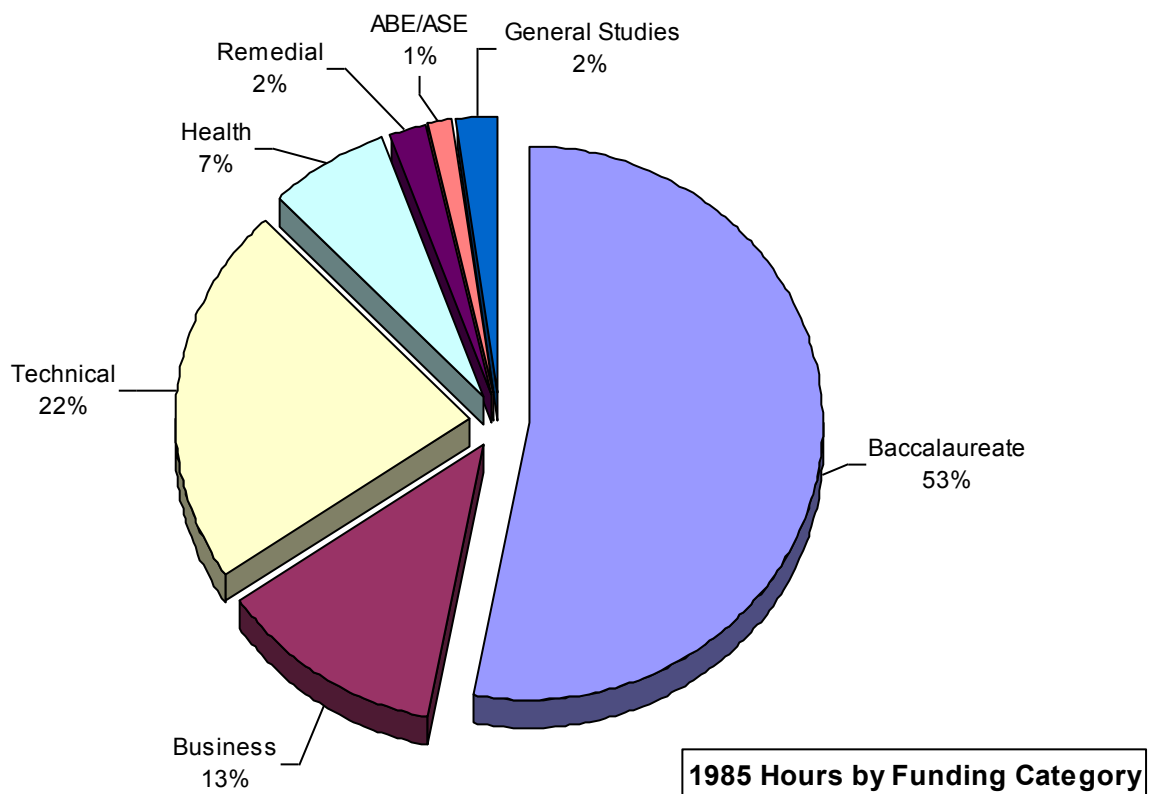
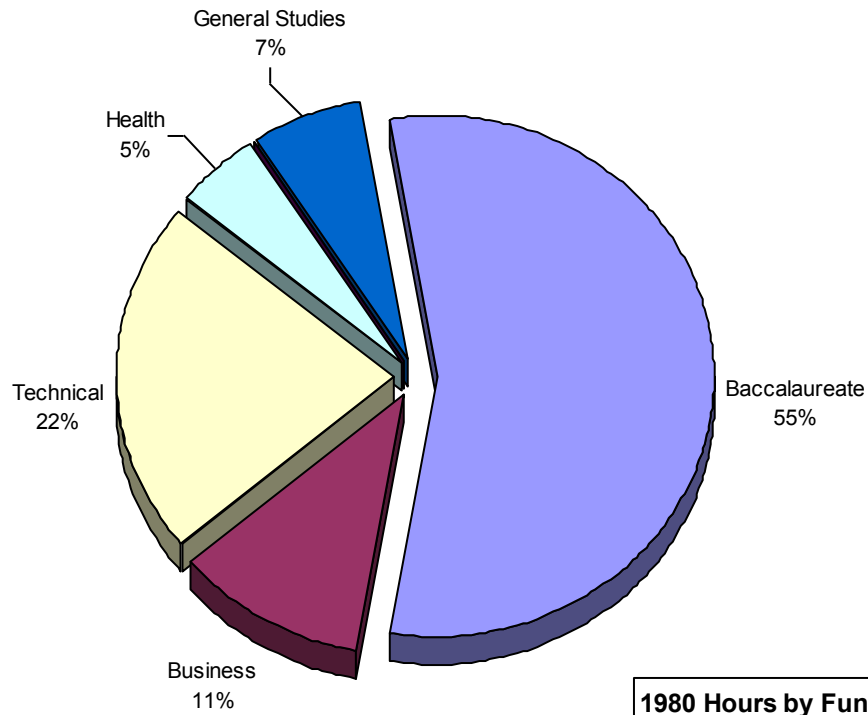


## Reimbursable Credit Hours By Instructional Category

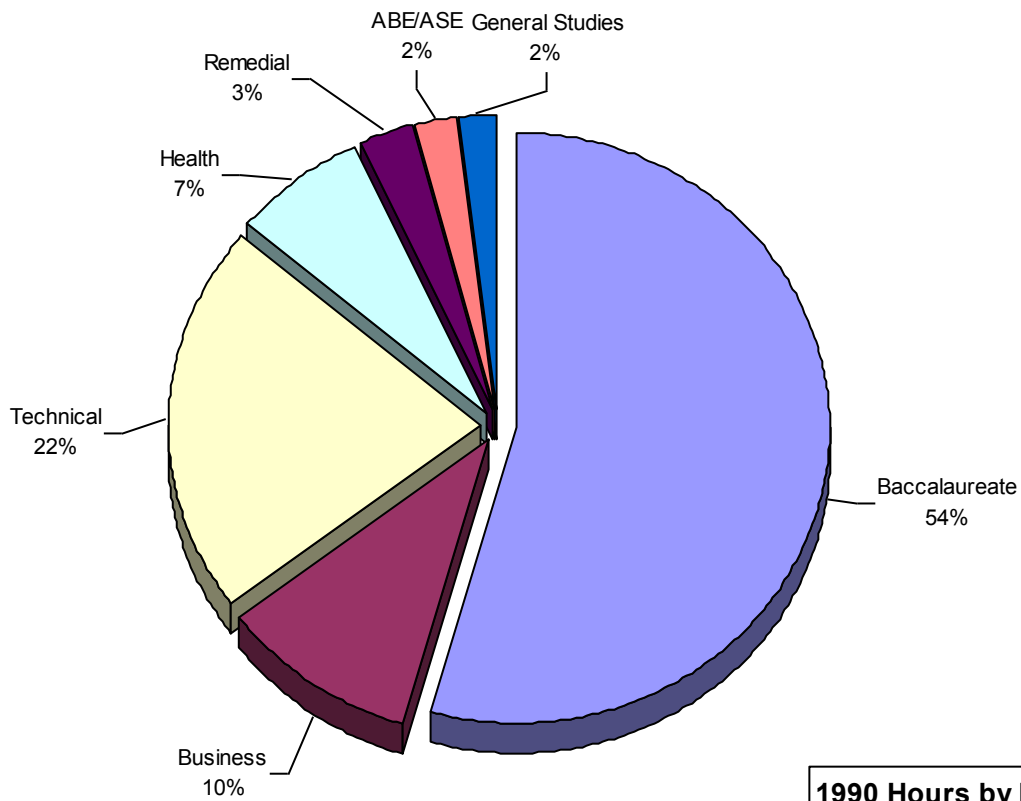
Year	Baccalaureate	Business	Technical	Health	Remedial	ABE/ASE	Total
1980	40,318	8,215	15,906	3,547			72,718
1981	46,540	8,959	18,831	4,675	1,691	2,127	84,725
1982	45,719	7,873	17,390	4,377	1,898	1,168	79,820
1983	44,912	7,285	17,925	5,204	1,959	1,324	80,806
1984	42,564	9,806	16,591	4,199	1,455	917	76,877
1985	38,788	9,254	16,337	4,784	1,367	1,016	73,275
1986	38,847	9,886	17,693	4,646	1,529	1,139	75,598
1987	40,286	9,288	18,038	4,768	1,139	1,339	77,451
1988	44,434	9,669	17,484	4,842	1,504	2,306	82,246
1989	44,179	8,979	18,296	4,654	1,449	1,662	81,250
1990	47,099	8,947	18,703	5,876	2,342	2,118	86,690
1991	48,636	10,259	17,570	6,471	3,095	2,041	89,770
1992	53,275	11,015	17,419	7,708	3,209	2,461	96,522
1993	54,299	10,589	18,479	8,301	2,931	2,329	96,928
1994	54,641	9,066	19,700	8,951	3,625	2,297	98,280
1995	50,314	9,762	19,845	7,559	4,468	2,294	94,242
1996	53,476	8,943	21,976	7,140	4,334	2,606	98,475
1997	56,625	9,741	21,443	6,537	4,428	2,894	101,668
1998	60,559	11,172	26,338	6,420	4,590	3,063	112,142
1999	61,940	12,923	30,193	6,533	5,033	3,032	119,654
2000	66,990	14,591	35,193	6,318	5,997	3,483	132,572
2001	68,794	14,913	39,343	5,667	6,384	2,921	138,022
2002	70,060	16,102	41,077	6,655	7,187	2,776	143,857
2003	78,723	16,362	40,181	8,141	6,787	3,206	153,449
2004	85,499	17,697	40,296	9,302	7,553	2,900	163,246
2005	82,265	18,257	38,114	10,776	7,310	3,301	160,023
2006	81,708	18,049	39,750	11,281	7,967	2,775	161,529
2007	82,669	18,785	41,310	11,654	8,067	2,519	165,004
2008	79,464	18,582	39,842	12,260	7,129	2,919	160,195
2009	82,252	17,560	40,078	14,006	6,515	1,960	162,370
2010	93,184	21,009	44,004	18,167	8,260	2,835	187,459
2011	88,701	21,524	48,645	21,530	8,081	2,341	190,820
2012	91,799	23,281	55,573	24,425	8,025	1,844	204,947
2013	87,196	29,752	63,177	23,779	7,856	1,845	213,424
2014	84,879	31,720	59,195	22,906	7,381	2,186	208,267
2015	77,885	27,627	55,259	20,699	6,002	2,042	189,513
2016	74,548	25,949	54,695	20,889	5,216	728	182,024
2017	70412	23279.5	51830	20811	5296.5	917.5	172,547

Source: ICCB Data & Characteristics  
Data includes Corrections

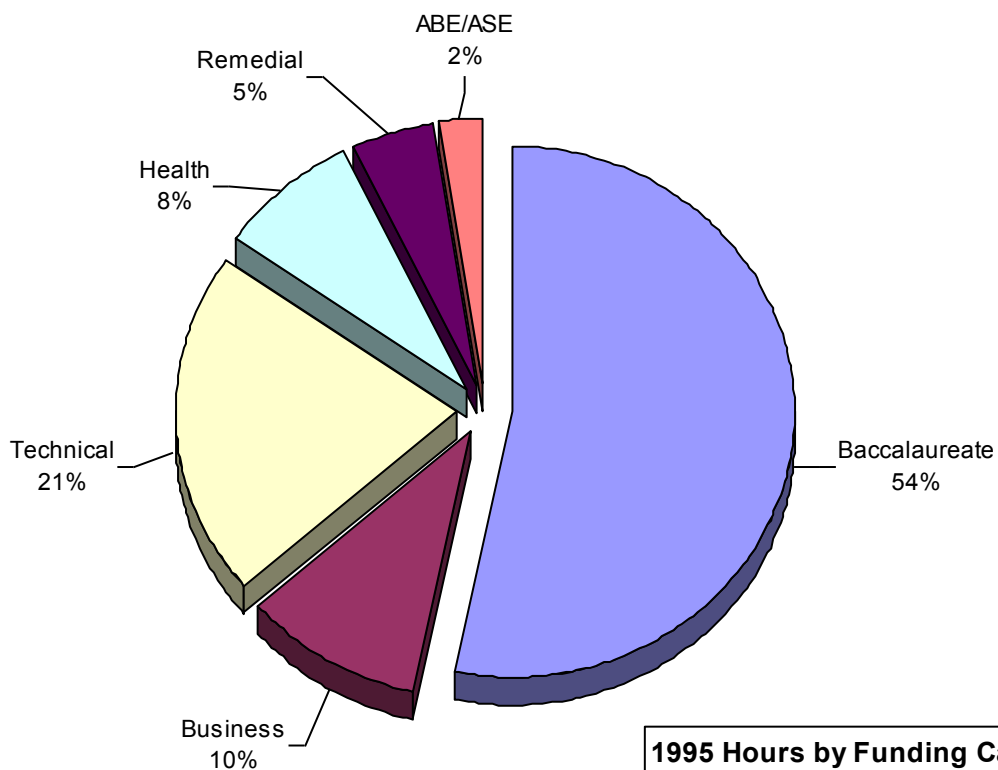
# Reimbursable Credit Hours By Instructional Category



# Reimbursable Credit Hours By Instructional Category

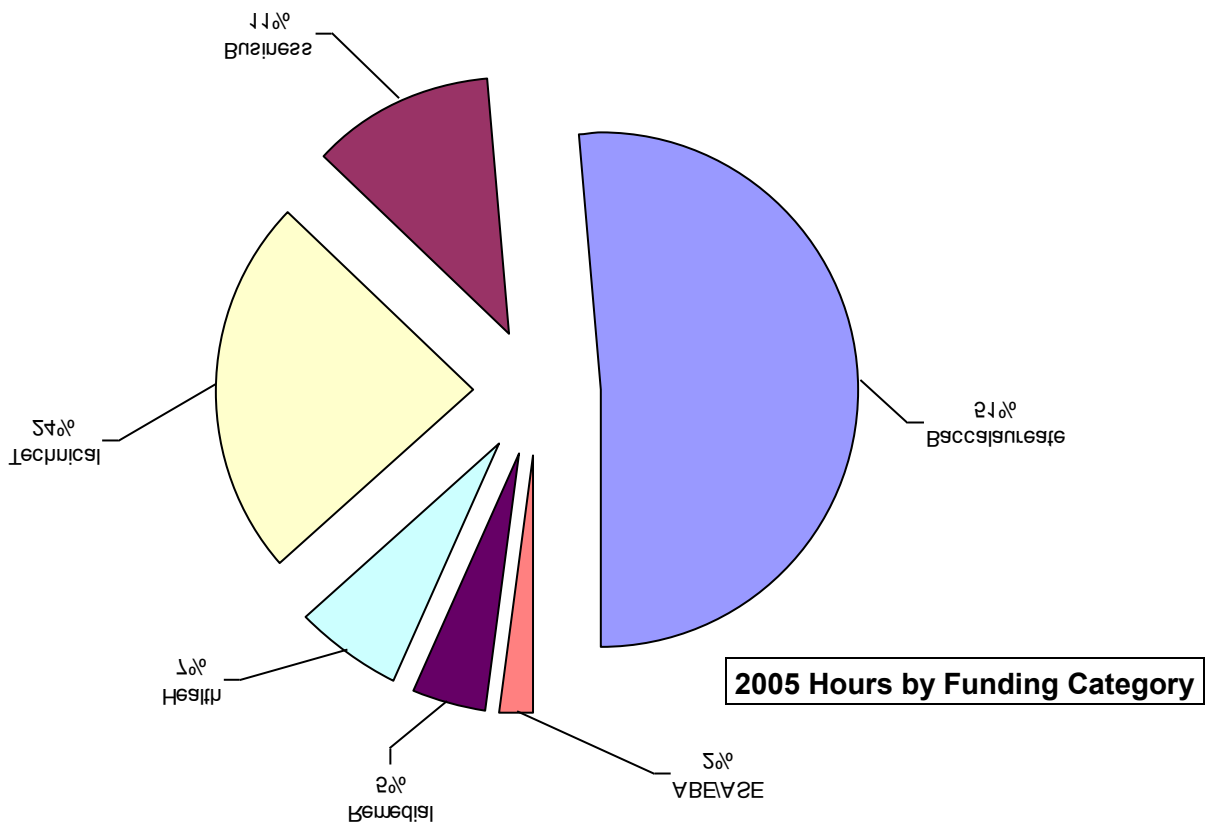
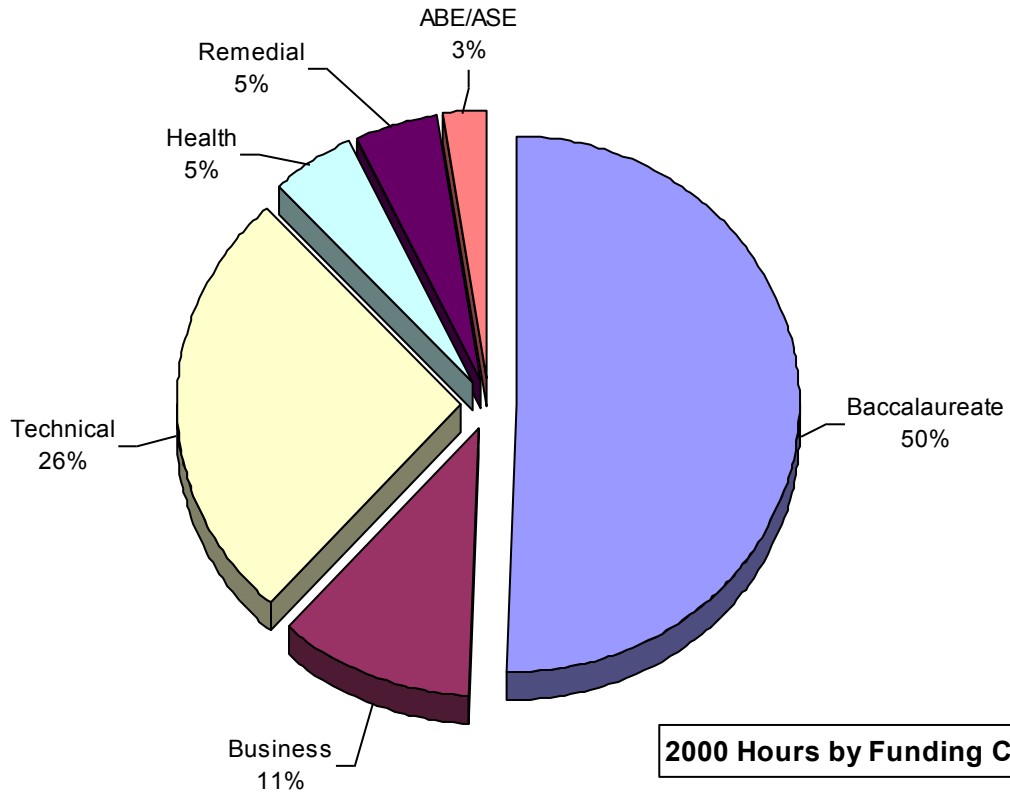


**1990 Hours by Funding Category**

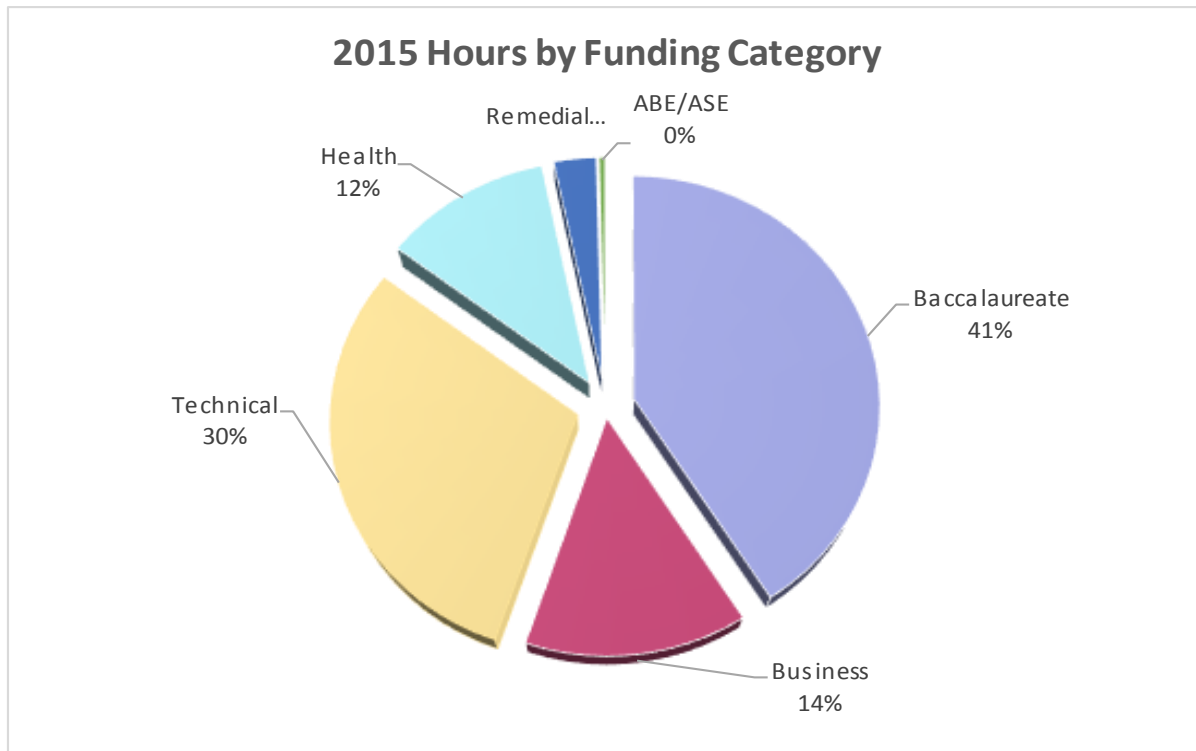
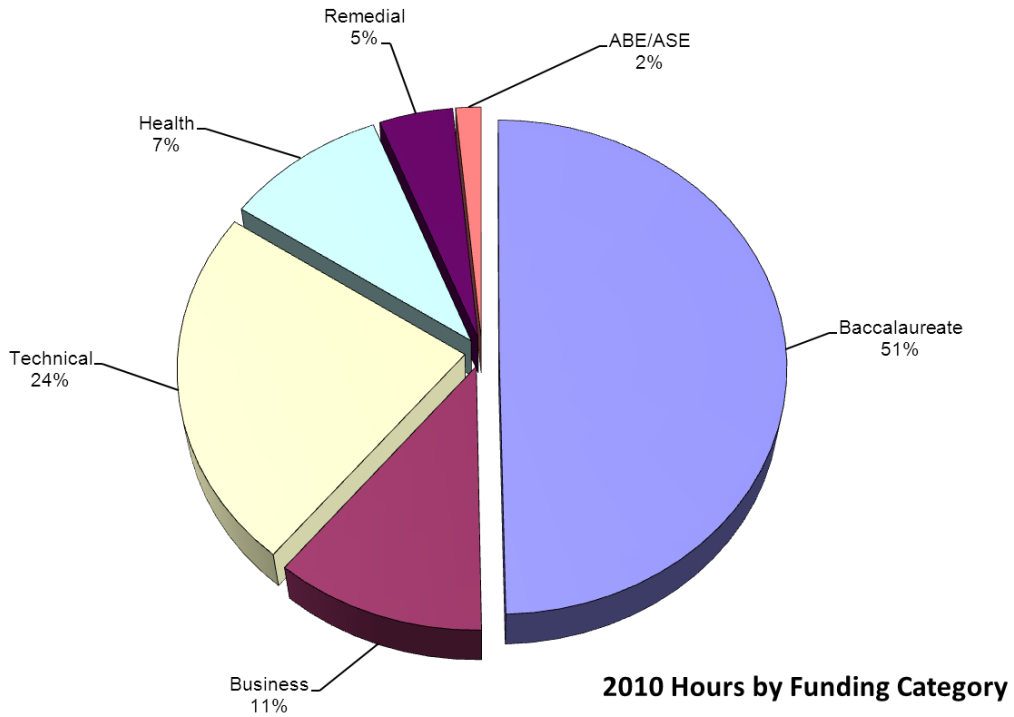


**1995 Hours by Funding Category**

# Reimbursable Credit Hours By Instructional Category



# Reimbursable Credit Hours By Instructional Category



# Reimbursable Credit Hours By Instructional Category

