


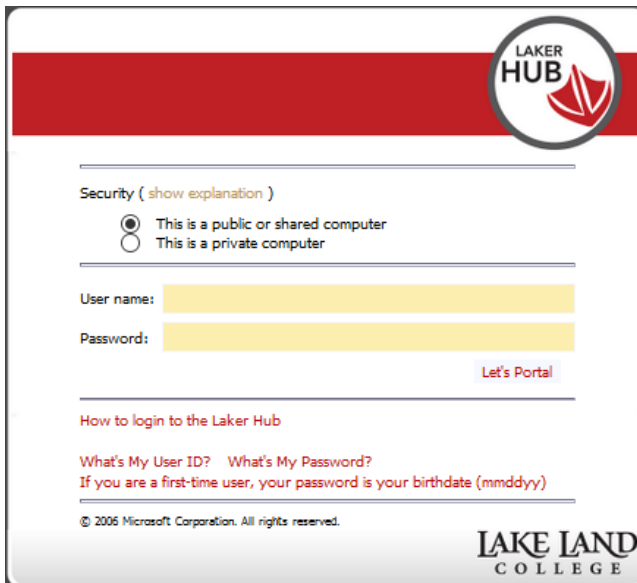
IF YOU DID NOT APPLY FOR A LAKE LAND COLLEGE FOUNDATION SCHOLARSHIP FOR THE 2019-2020 ACADEMIC YEAR, APPLY BETWEEN AUGUST 1 AND August 31, 2019 AT MIDNIGHT.

TO APPLY FOR A LAKE LAND COLLEGE FOUNDATION SCHOLARSHIP, FOLLOW THESE STEPS. APPLICANTS WILL BE NOTIFIED BY LETTER IN EARLY OCTOBER IF THEY ARE GRANTED A SCHOLARSHIP. IF YOU DO NOT RECEIVE A SCHOLARSHIP, YOU WILL RECEIVE A LETTER LATER IN OCTOBER NOTIFYING YOU OF SUCH.

1. Go to your Laker Hub, found at the top right of the lakelandcollege.edu website.



2. Log into your Laker Hub. You will need the username and password mailed to you when you filled out your Intent to Enroll with the college. This is an ID you need to learn as you will be using it frequently throughout your time at Lake Land College.



3. Once in the Laker Hub, Navigate to FOUNDATION SCHOLARSHIP AND THEN FOUNDATION APPLICATION SCHOLARSHIP.



A screen will open on the right side of your screen and you will be filling out the application.

4. To complete the application, CHECK the first box and then click on SUBMIT.

Check each box and then Complete every section. Once completed you will receive a confirmation email in your Laker Mail.

Scholarship Year **2020**
Application Period Begin 11/01/2018 Application Period End 02/01/2019

- Personal Information - Started**
- Academic Information - Pending**
- Activity Information - Pending**
- Question 1 - Pending**
- Question 2 - Pending**
- Question 3 - Pending**
- Question 4 - Pending**

SUBMIT

5. COMPLETE the questions in the first section and click the box, COMPLETED PERSONAL SECTION when you are finished with the first screen. Then, click SUBMIT.

City: **Mattoon** State: **IL** Zip: **61938**

County: **Coles**

How Long at this Address:

Save and Continue

Completed Personal Section

SUBMIT

6. This will take you back to the main screen with the checkboxes for each section. CLICK the next section box, ACADEMIC INFORMATION and then click submit to go to the screen.

Scholarship Year **2020**
Application Period Begin 11/01/2018 Application Period End 02/01/2019

- Personal Information - Complete**
- Academic Information - Pending**
- Activity Information - Pending**
- Question 1 - Pending**
- Question 2 - Pending**
- Question 3 - Pending**
- Question 4 - Pending**

SUBMIT

- Complete all steps using this process. Repeat steps 6, 7, 8 until you have completed all sections of the application.
- When you are done, your screen should look like this.

Scholarship Year **2020**

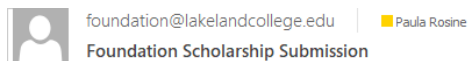
Application Period Begin **11/01/2018** Application Period End **02/01/2019**

- Personal Information - Complete**
- Academic Information - Complete**
- Activity Information - Complete**
- Question 1 - Complete**
- Question 2 - Complete**
- Question 3 - Complete**
- Question 4 - Complete**

- CLICK on SUBMIT one last time to finish the application.
- When your application has submitted correctly, you will see a message on the screen telling you that you have successfully completed your application. MAKE SURE that you answer ALL four questions. This will determine your eligibility to be considered for a scholarship. Failure to complete all four questions will result in your application being discarded.

TIP: Complete the answers to the essay questions in Word prior to submitting them. Then just copy and paste to submit them. The system could time out on you if you are answering them as you go through the application.

- You are able to go into your application and EDIT any of your answers through Jan 31, at 11:59 p.m. On Feb 1, 2019 at midnight, the application will close and you will no longer be able to access it.



Thank you for submitting your Foundation Scholarship Application. Please continue checking your Laker Mail for future Foundation scholarship information.

- Should you have any questions or need further assistance, please call or email Paula Rosine, Director of Foundation Operations at prosine@lakelandcollege.edu or 217-234-5363 or 217-234-5445.