
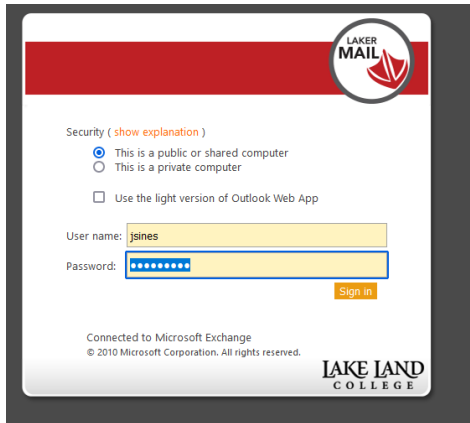


How to login to your Lake Land College EMAIL

Go to www.lakelandcollege.edu

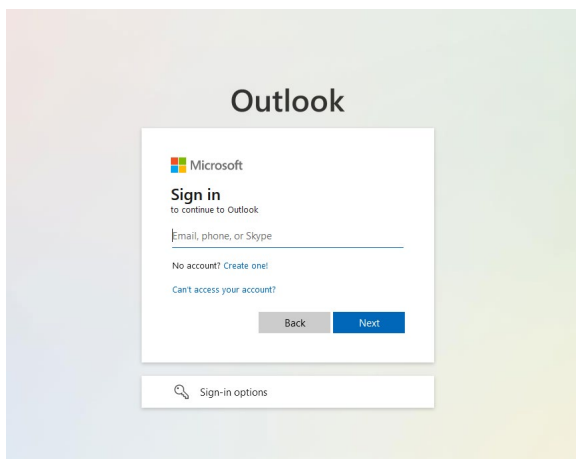


Select Laker Mail in top right of browser window, as seen above in screenshot.



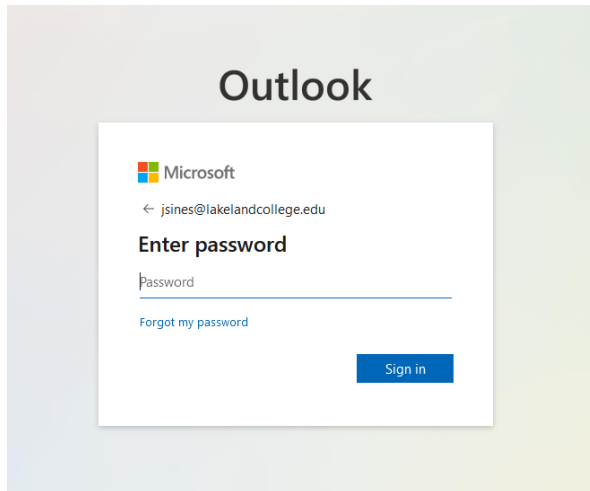
Enter in your username, then enter your (IRIS ID, HUB, Internet Password) and select sign in.

If you entered the information correctly, it will bring you to a new webpage that will ask you to enter your email.



Enter email address (username@lakelandcollege.edu) and hit next

Again enter your same password you been entering in on the next screen.



Then once you enter your (IRIS ID, HUB, Internet Password) select sign in and if correct, it should take you into your email.

If you are unable to sign in

If you get any errors signing in, due to not knowing your email password (which is your password you use to sign into the Hub, or IRIS) you will need to reach out to the help desk. Email helpdesk@lakelandcollege.edu or call 217-234-5261.