

**LAKE LAND COLLEGE  
COMMUNITY COLLEGE DISTRICT NO. 517  
MATTOON, ILLINOIS**

**ANNUAL FINANCIAL REPORT  
(With Independent Auditor's Report Therein)**

**FOR THE YEAR ENDED JUNE 30, 2020**

**LAKE LAND COLLEGE  
COMMUNITY COLLEGE DISTRICT NO. 517  
MATTOON, ILLINOIS**

**TABLE OF CONTENTS**

Independent Auditor's Report	1 - 3
Independent Auditor's Report on Internal Control over Financial Reporting and on Compliance and Other Matters Based on an Audit of Financial Statements Performed in Accordance with <i>Government Auditing Standards</i>	4 - 5

**MANAGEMENT'S DISCUSSION AND ANALYSIS**

Management's Discussion and Analysis	6a – 6h
--------------------------------------	---------

**BASIC FINANCIAL STATEMENTS**

Statement of Net Position	7-8
Statement of Revenues, Expenses, and Changes in Net Position	9-10
Statement of Cash Flows	11-12
Notes to Financial Statements	13 - 42

**REQUIRED SUPPLEMENTARY INFORMATION**

State Universities Retirement System of Illinois (SURS) Trend Data - <i>Unaudited</i>	43
Notes to Required Pension Supplementary Information - <i>Unaudited</i>	44
Other Post-employment Benefit System of Illinois Trend Data and Schedule of Contributions - <i>Unaudited</i>	45
Notes to Required OPEB Supplementary Information - <i>Unaudited</i>	46

**SUPPLEMENTAL INFORMATION**

**FINANCIAL STATEMENTS**

Combined Balance Sheet - All Fund Types	47
Combined Statement of Revenues, Expenditures, and Changes in Fund Balances - All Governmental Fund Types	48
Combined Statement of Revenues, Expenditures, and Changes in Fund Balances - Budget and Actual - All Governmental Fund Types	49

**LAKE LAND COLLEGE  
COMMUNITY COLLEGE DISTRICT NO. 517  
MATTOON, ILLINOIS**

**TABLE OF CONTENTS**

**SUPPLEMENTAL INFORMATION (CONTINUED)**

**FINANCIAL STATEMENTS (CONCLUDED)**

Statement of Revenues, Expenses, and Changes in Retained Earnings - Budget and Actual - Proprietary Fund Type 50

Statement of Cash Flows - Proprietary Fund Type 51

***Governmental Fund Types***

Combining Balance Sheet - Governmental Fund Types - General Fund 52

Combining Statement of Revenues, Expenditures, and Changes in Fund Balances - Governmental Fund Types - General Fund 53

Combining Balance Sheet - Governmental Fund Types - Special Revenue Funds 54

Combining Statement of Revenues, Expenditures, and Changes in Fund Balances - Governmental Fund Types - Special Revenue Funds 55

**OTHER**

Schedule of Assessed Valuations, Tax Rates, and Tax Extensions - *Unaudited* 56

Summary of Taxes Receivable and Tax Collections – *Unaudited* 57

Summary of Assessed Valuations - *Unaudited* 58

Schedule of Legal Debt Margin - *Unaudited* 59

Schedule of Debt Maturities 60

Schedule of Expenses for Tort Immunity Purposes 61

**LAKE LAND COLLEGE  
COMMUNITY COLLEGE DISTRICT NO. 517  
MATTOON, ILLINOIS**

**TABLE OF CONTENTS**

**SUPPLEMENTAL INFORMATION (CONCLUDED)**

UNIFORM FINANCIAL STATEMENT (UFS)

All Funds Summary (UFS#1)	62
Summary of Fixed Assets and Debt (UFS#2)	63
Operating Funds Revenues and Expenditures (UFS#3)	64-65
Restricted Purposes Fund Revenues and Expenditures (UFS#4)	66
Current Funds Expenditures by Activity (UFS#5)	67

CERTIFICATION OF CHARGEBACK REIMBURSEMENT

Certification of Chargeback Reimbursement	68
---	----

**STATE COMPLIANCE SECTION**

ILLINOIS COMMUNITY COLLEGE BOARD

STATE GRANTS FINANCIAL COMPLIANCE SECTION

Independent Auditor's Report on Compliance with State Requirements for Adult Education and Family Literacy Grants	69-70
---	-------

*State Adult Education Restricted Funds*

Balance Sheet	71
Statement of Revenues, Expenditures, and Changes in Fund Balance	72
ICCB Compliance Statement for the Adult Education and Family Literacy Grant - Expenditure Amounts and Percentages for ICCB Grant Funds Only	73
Notes to Financial Statements	74
Background Information on State Grant Activity	75

**LAKE LAND COLLEGE  
COMMUNITY COLLEGE DISTRICT NO. 517  
MATTOON, ILLINOIS**

**TABLE OF CONTENTS**

**STATE COMPLIANCE SECTION (CONCLUDED)**

SCHEDULES OF ENROLLMENT DATA  
AND RECONCILIATION OF SEMESTER CREDIT HOURS

Independent Auditor's Report on the Schedule of Enrollment Data and Other Bases upon Which Claims are Filed	76
Schedule of Enrollment Data and Other Bases upon Which Claims are Filed	77
Reconciliation of Total Reimbursable Semester Credit Hours	78
Documentation of Residency Verification Steps	79

**FEDERAL COMPLIANCE SECTION**

Independent Auditor's Report on Compliance for Each Major Federal Program and on Internal Control Over Compliance Required by Uniformed Guidance	80-82
Schedule of Expenditures of Federal Awards	83
Notes to the Schedule of Expenditures of Federal Awards	84-85
Background Information on Federal Grant Activity	86
<i>Schedule of Findings and Questioned Costs</i>	
Section I – Summary of Auditor's Results	87
Section II – Financial Statement Findings	88
Section III – Federal Award Findings and Questioned Costs	89-90
Corrective Action Plan for Current-Year Audit Findings	91
Section IV – Summary of Prior Audit Findings	92

## **INDEPENDENT AUDITOR'S REPORT**

Board of Trustees  
Lake Land College  
Community College District No. 517  
Mattoon, Illinois 61938

### **Report on the Financial Statements**

We have audited the accompanying financial statements of the business-type activities of Lake Land Community College District No. 517 and the discretely presented component unit, Lake Land College Foundation, as of and for the year ended June 30, 2020, and the related notes to the financial statements, which collectively comprise the College's basic financial statements as listed in the table of contents.

### **Management's Responsibility for the Financial Statements**

Management is responsible for the preparation and fair presentation of these financial statements in accordance with accounting principles generally accepted in the United States of America; this includes the design, implementation, and maintenance of internal control relevant to the preparation and fair presentation of financial statements that are free from material misstatement, whether due to fraud or error.

### **Auditor's Responsibility**

Our responsibility is to express opinions on these financial statements based on our audit. We conducted our audit in accordance with auditing standards generally accepted in the United States of America and the standards applicable to financial audits contained in *Government Auditing Standards*, issued by the Comptroller General of the United States. Those standards require that we plan and perform the audit to obtain reasonable assurance about whether the basic financial statements are free from material misstatement. The financial statements of the discretely presented component unit were not audited in accordance with *Government Auditing Standards*.

An audit involves performing procedures to obtain audit evidence about the amounts and disclosures in the financial statements. The procedures selected depend on the auditor's judgment, including the assessment of the risks of material misstatement of the financial statements, whether due to fraud or error. In making those risk assessments, the auditor considers internal control relevant to the entity's preparation and fair presentation of the financial statements in order to design audit procedures that are appropriate in the circumstances, but not for the purpose of expressing an opinion on the effectiveness of the entity's internal control. Accordingly, we express no such opinion. An audit also includes evaluating the appropriateness of accounting principles used and the reasonableness of significant accounting estimates made by management, as well as evaluating the overall presentation of the financial statements.

We believe that the audit evidence we have obtained is sufficient and appropriate to provide a basis for our audit opinions.

## **Opinions**

In our opinion, the financial statements referred to above present fairly, in all material respects, the respective financial position of the business-type activities and the discretely presented component unit of Lake Land Community College District No. 517, as of June 30, 2020, and the respective changes in financial position, and cash flows thereof for the year then ended in conformity with accounting principles generally accepted in the United States of America.

## **Other Matters**

### *Required Supplementary Information*

Accounting principles generally accepted in the United States of America require that the management's discussion and analysis and the State Universities Retirement System of Illinois Trend Data and Other Post-employment Benefit System of Illinois Trend Data and Schedule of Contributions on pages 6a-6h and 44-47, respectively, be presented to supplement the basic financial statements. Such information, although not a part of the basic financial statements, is required by the Governmental Accounting Standards Board, who considers it to be an essential part of the financial reporting for placing the basic financial statements in an appropriate operational, economic, or historical context. We have applied certain limited procedures to the required supplementary information in accordance with auditing standards generally accepted in the United States of America, which consisted of inquiries of management about the methods of preparing the information and comparing the information for consistency with management's responses to our inquiries, the basic financial statements, and other knowledge we obtained during our audit of the basic financial statements. We do not express an opinion or provide any assurance on the information because the limited procedures do not provide us with sufficient evidence to express an opinion or provide any assurance.

### *Other Supplemental Information*

Our audit was conducted for the purpose of forming an opinion on the financial statements that collectively comprise Lake Land Community College District No. 517's basic financial statements. The supplemental information as listed in the table of contents is presented for purposes of additional analysis and is not a required part of the basic financial statements. The Schedule of Expenditures of Federal Awards is presented for purposes of additional analysis as required by Title 2 U.S. *Code of Federal Regulations* (CFR) Part 200, *Uniform Administrative Requirements, Cost Principles, and Audit Requirements for Federal Awards*, and is also not a required part of the basic financial statements.

The supplemental information, including the Schedule of Expenditures of Federal Awards, is the responsibility of management and was derived from and relates directly to the underlying accounting and other records used to prepare the financial statements. Such information, except for the portion marked unaudited, has been subjected to the auditing procedures applied in the audit of the basic financial statements and certain additional procedures, including comparing and reconciling such information directly to the underlying accounting and other records used to prepare the basic financial statements or to the basic financial statements themselves, and other additional procedures in accordance with auditing standards generally accepted in the United States of America. In our opinion, the information is fairly stated in all material respects in relation to the basic financial statements as a whole.

The other supplemental information on pages 57 through 60 has not been subjected to the auditing procedures applied in the audit of the basic financial statements and, accordingly, we do not express an opinion or provide any assurance on it.

### **Other Reporting Required by *Government Auditing Standards***

In accordance with *Government Auditing Standards*, we have also issued our report dated October 29, 2020, on our consideration of Lake Land Community College District No. 517's internal control over financial reporting and on our tests of its compliance with certain provisions of laws, regulations, contracts, and grant agreements and other matters. The purpose of that report is to describe the scope of our testing of internal control over financial reporting and compliance and the results of that testing, and not to provide an opinion on the internal control over financial reporting or on compliance. That report is an integral part of an audit performed in accordance with *Government Auditing Standards* in considering the College's internal control over financial reporting and compliance.

*Kemper CPA Group LLP*

KEMPER CPA GROUP LLP  
*Certified Public Accountants  
and Consultants*

Mattoon, Illinois  
October 29, 2020



**INDEPENDENT AUDITOR'S REPORT ON INTERNAL CONTROL OVER  
FINANCIAL REPORTING AND ON COMPLIANCE AND OTHER MATTERS  
BASED ON AN AUDIT OF FINANCIAL STATEMENTS PERFORMED IN  
ACCORDANCE WITH *GOVERNMENT AUDITING STANDARDS***

Board of Trustees  
Lake Land College  
Community College District No. 517  
Mattoon, Illinois 61938

We have audited, in accordance with auditing standards generally accepted in the United States of America and the standards applicable to financial audits contained in *Government Auditing Standards* issued by the Comptroller General of the United States, the financial statements of the business-type activities and the discretely presented component unit of Lake Land Community College District No. 517 as of and for the year ended June 30, 2020, and the related notes to the financial statements, which collectively comprise Lake Land Community College District No. 517's basic financial statements, and have issued our report thereon dated October, 29, 2020. The financial statements of the Lake Land College Foundation were not audited in accordance with *Government Auditing Standards*, and accordingly, this report does not include reporting on internal control over financial reporting or instances of reportable noncompliance associated with the Lake Land College Foundation.

**Internal Control over Financial Reporting**

In planning and performing our audit of the financial statements, we considered Lake Land Community College District No. 517's internal control over financial reporting (internal control) as a basis of designing audit procedures that are appropriate in the circumstances for the purpose of expressing our opinion on the financial statements, but not for the purpose of expressing an opinion on the effectiveness of Lake Land Community College District No. 517's internal control. Accordingly, we do not express an opinion on the effectiveness of Lake Land Community College District No. 517's internal control.

A *deficiency in internal control* exists when the design or operation of a control does not allow management or employees, in the normal course of performing their assigned functions, to prevent, or detect and correct, misstatements on a timely basis. A *material weakness* is a deficiency, or a combination of deficiencies, in internal control, such that there is a reasonable possibility that a material misstatement of the entity's financial statements will not be prevented, or detected and corrected on a timely basis. A *significant deficiency* is a deficiency, or a combination of deficiencies, in internal control that is less severe than a material weakness, yet important enough to merit attention by those charged with governance.

Our consideration of internal control was for the limited purpose described in the first paragraph of this section and was not designed to identify all deficiencies in internal control that might be material weaknesses or significant deficiencies. Given these limitations, during our audit we did not identify any deficiencies in internal control that we consider to be material weaknesses. However, material weaknesses may exist that have not been identified.

### **Compliance and Other Matters**

As part of obtaining reasonable assurance about whether Lake Land Community College District No. 517's financial statements are free from material misstatement, we performed tests of its compliance with certain provisions of laws, regulations, contracts, and grant agreements, noncompliance with which could have a direct and material effect on the financial statement. However, providing an opinion on compliance with those provisions was not an objective of our audit, and accordingly, we do not express such an opinion. The results of our tests disclosed no instances of noncompliance or other matters that are required to be reported under *Government Auditing Standards*.

### **Purpose of this Report**

The purpose of this report is solely to describe the scope of our testing of internal control and compliance and the results of that testing, and not to provide an opinion on the effectiveness of the entity's internal control or on compliance. This report is an integral part of an audit performed in accordance with *Government Auditing Standards* in considering the entity's internal control and compliance. Accordingly, this communication is not suitable for any other purpose.

*Kemper CPA Group LLP*

KEMPER CPA GROUP LLP  
*Certified Public Accountants  
and Consultants*

Mattoon, Illinois  
October 29, 2020

## **MANAGEMENT'S DISCUSSION AND ANALYSIS**

## MANAGEMENT'S DISCUSSION AND ANALYSIS

This section of Lake Land College's Comprehensive Annual Financial Report presents management's discussion and analysis of the College's financial activity during the fiscal year ended June 30, 2020. Since this management's discussion and analysis is designed to focus on current activities, resulting change and currently known facts, please read it in conjunction with the College's basic financial statements (pages 7-12) and the footnotes (beginning on page 13). Included in the basic financial statements is information on the College's component unit, The Lake Land College Foundation, Inc., which also has a separately issued financial statement that may be obtained by calling the Foundation Office at (217) 234-5354. Responsibility for the completeness and fairness of the College's report rests with the College.

## USING THE ANNUAL REPORT

The financial statements focus on the College as a whole, versus the traditional presentation by fund types. The College's financial statements (see pages 7-12) are designed to emulate corporate presentation models whereby all of the College's activities are consolidated into one total. The purpose of the Statement of Net Position is to present the bottom line results of the College. This statement combines and consolidates current financial resources with capital assets. The Statement of Revenues, Expenses and Changes in Net Position focus on both the gross costs and the net costs of the College's activities, which are supported mainly by local property taxes, tuition, federal and state revenues. This approach is intended to summarize and simplify the user's analysis of the cost of the various services which the College provides to its students, the district, and the local community.

## FINANCIAL OVERVIEW AND HIGHLIGHTS

For the fiscal year ended June 30, 2020, the College experienced more normal state funding levels. Some significant items during this year are as follows:

- The College issued \$11,065,000 in General Obligation Bonds during FY2020. These funds will be used to update the College's Technology equipment and infrastructure. An update of Neal Hall and the building of a Workforce Development Center on campus will also be completed with these funds.
- The College completed paying back its 2017 General Obligation Bond. This bond totaled \$1,330,000 and was paid back over three years.
- The College completed paying back its 2013B General Obligation Bond. This bond totaled \$4,000,000 and was paid back over seven years.
- The College experienced a delay in collecting the receivables from the Department of Corrections Program and the Department of Juvenile Justice, with approximately \$4,200,000 and \$289,000 respectively outstanding at June 30, 2020.

FINANCIAL ANALYSIS OF THE COLLEGE AS A WHOLE

	Net Position As of June 30,		Increase (Decrease)
	2020	2019	
Current assets	\$ 93,609,361	\$ 83,891,240	\$ 9,718,121
Noncurrent assets			
Capital assets, net of depreciation	74,903,178	66,643,271	8,259,907
Total assets	168,512,539	150,534,511	17,978,028
Current liabilities	16,081,465	12,804,101	3,277,364
Noncurrent liabilities	45,891,537	37,645,254	8,246,283
Total liabilities	61,973,002	50,449,355	11,523,647
Deferred inflows of resources	25,007,515	23,138,192	1,869,323
Net position			
Net investment in capital assets	51,143,178	48,308,271	2,834,907
Restricted for:			
Capital projects	-	-	0
Grant purposes	4,714	49,342	(44,628.00)
Debt service	3,405,892	1,476,284	1,929,608
Unrestricted	29,935,402	27,865,836	2,069,566
Total net position	\$ 84,489,186	\$ 77,699,733	\$ 6,789,453

Total assets increased \$17.9 million or 11.9% from fiscal 2019. Current Assets increased by \$9.7 million due to a \$4.9 million increase in investments and an increase of \$2.8 million in government claims receivable which is due to the outstanding Department of Corrections and Department of Juvenile Justice claims that are outstanding at June 30, 2020. Capital Assets also increased by \$8.3 million due to the completion of the Luther Student Center

Total liabilities increased \$11.5 million or 22.8% from fiscal 2019. This increase is a result of a \$1.3 million increase in Accounts Payable and an increase of \$.9 million in accrued interest. The total net position of the College was increased by \$6.8 million due to the above mentioned changes and the operating results for the year ended June 30, 2020 as shown on the following page.

Operating Results for the Years Ended  
June 30,

	2020	2019	Increase (Decrease)
Operating revenue:			
Tuition and fees	\$ 7,134,745	\$ 10,097,505	\$ (2,962,760)
Auxiliary	1,673,281	1,670,499	2,782
Department of Corrections instructional	14,128,326	13,658,810	469,516
Other	1,346,477	1,378,567	(32,090)
Total operating revenue	24,282,829	26,805,381	(2,522,552)
Less operating expenses	60,493,204	59,392,038	1,101,166
Operating income (loss)	(36,210,375)	(32,586,657)	(3,623,718)
Non-operating revenue (expenses):			
Other state revenues	9,659,496	9,574,356	85,140
Federal and local grants and contracts	14,282,930	12,300,731	1,982,199
Property taxes	18,518,120	18,339,664	178,456
Investment income	1,264,421	2,148,718	(884,297)
Interest expense	(512,346)	(489,994)	(22,352)
Disposal of fixed assets	(212,793)	(245,696)	32,903
Non-operating revenue (net)	42,999,828	41,627,779	1,372,049
Increase (decrease) in net position	6,789,453	9,041,122	(2,251,669)
Net position, beginning of year	77,699,733	68,658,611	9,041,122
Net position, end of year	\$ 84,489,186	\$ 77,699,733	\$ 6,789,453

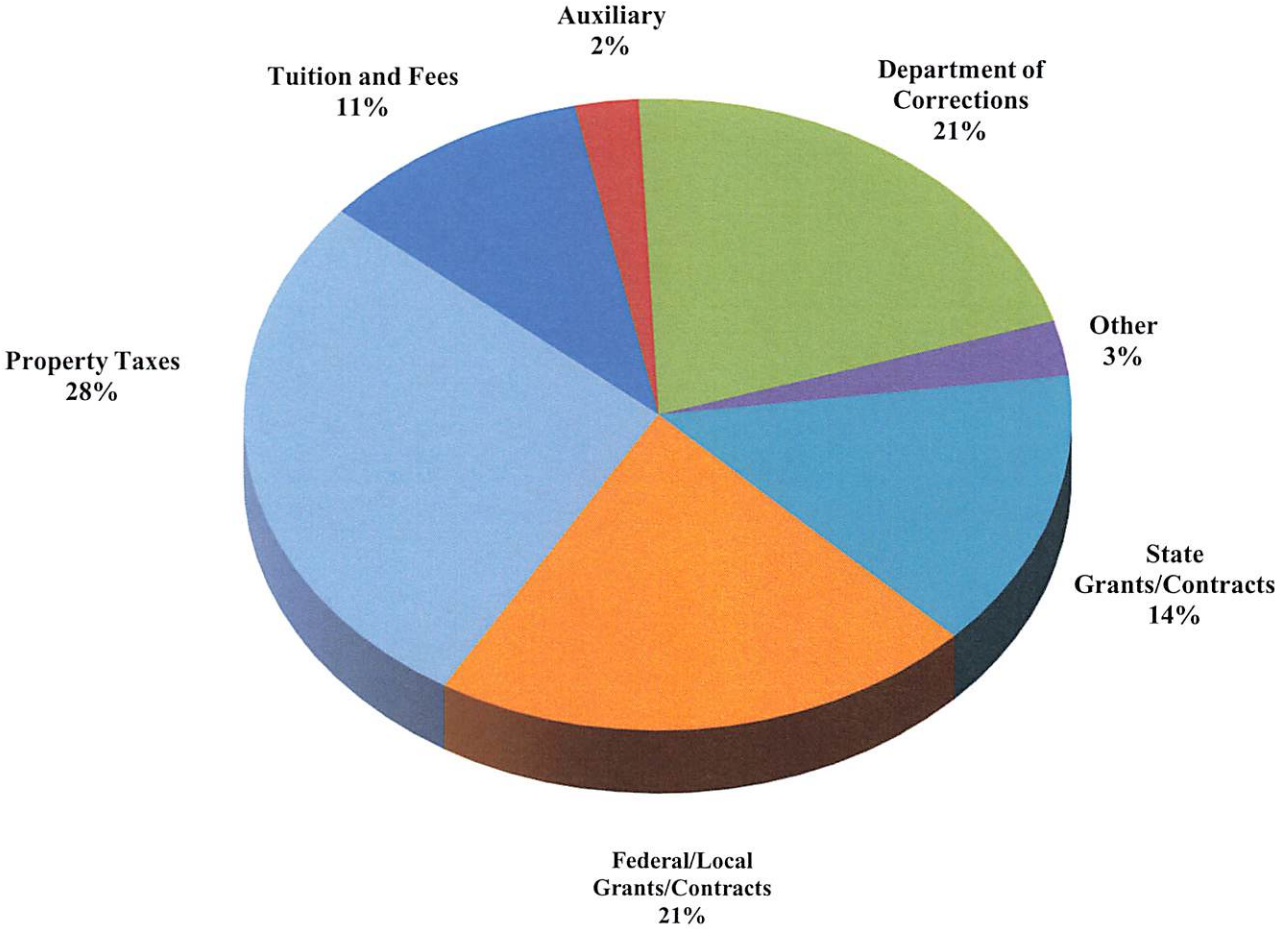
For the year ended June 30, 2020, the College recorded total operating revenues of \$24,282,829 and total operating expenses of \$60,493,204. The difference produced an operating loss of \$36,210,375 which is comparable to the previous year operating loss of \$32,586,657. Net non-operating revenue of \$42,999,828. This results in an overall increase in net position of \$6,789,453 compared to the fiscal 2019 increase in net position of \$9,041,122.

Non-operating revenue included local property taxes of \$18,518,120, other state revenues of \$9,659,496, federal grants and local contracts of \$14,282,930 investment expense net of interest earnings of \$752,075 and loss on disposal and impairment of capital assets of \$(212,793).

Of the College's total revenue, operating revenue accounted for approximately 37%, non-operating revenues accounted for 63%. Operating revenue consisted of tuition and fees, net of scholarships, totaling \$7,134,745, auxiliary enterprise revenues totaling \$1,673,281, instructional revenues from the Department of Corrections totaling \$14,128,326 and other miscellaneous revenue of \$1,346,477.

The College had a net position at the beginning of the year totaling \$77,699,733. The current year increase in net position of \$6,789,453 brought the total of net position at the end of the year to \$84,489,186.

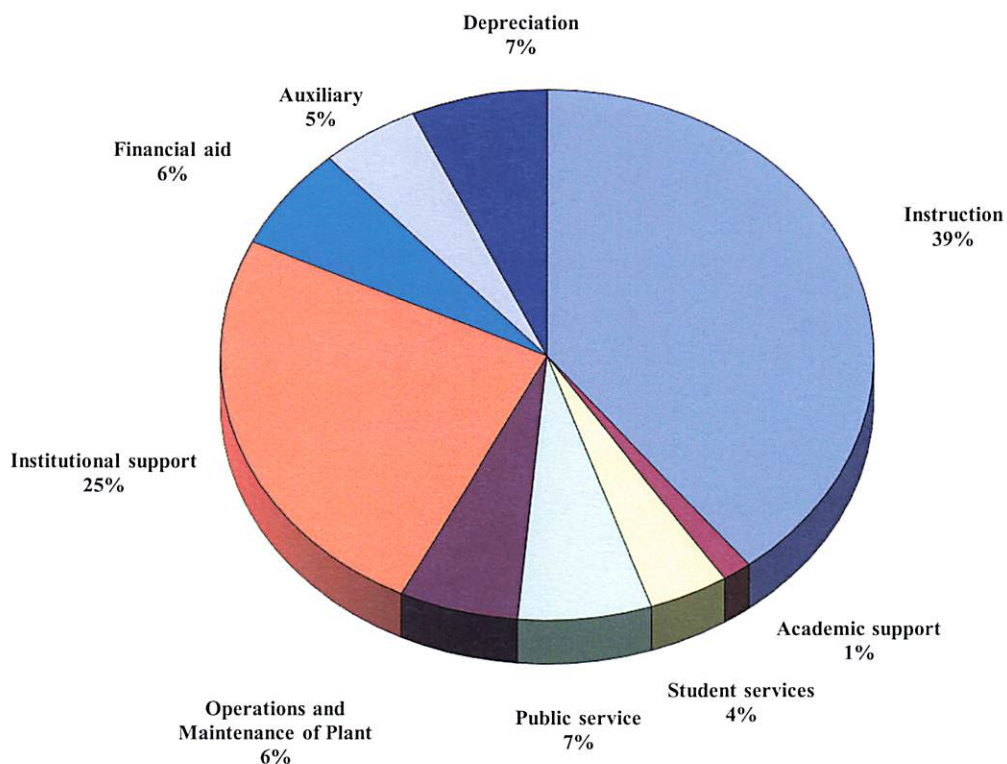
**Revenue by Source**



Operating Expenses  
For the Years Ended June 30,

	2020	2019	Increase (Decrease)
Operating expense			
Instruction	\$ 23,818,832	\$ 24,074,582	\$ (255,750)
Academic support	889,656	653,311	236,345
Student services	2,389,929	2,291,369	98,560
Public service	4,007,473	4,598,932	(591,459)
Operations and maintenance of plant	3,574,891	3,672,739	(97,848)
Institutional support	14,983,676	11,102,297	3,881,379
Financial aid	3,782,461	6,234,673	(2,452,212)
Auxiliary	2,956,715	2,812,214	144,501
Depreciation	4,089,571	3,951,921	137,650
Total	<u>\$ 60,493,204</u>	<u>\$ 59,392,038</u>	<u>\$ 1,101,166</u>

**Operating Expenses**

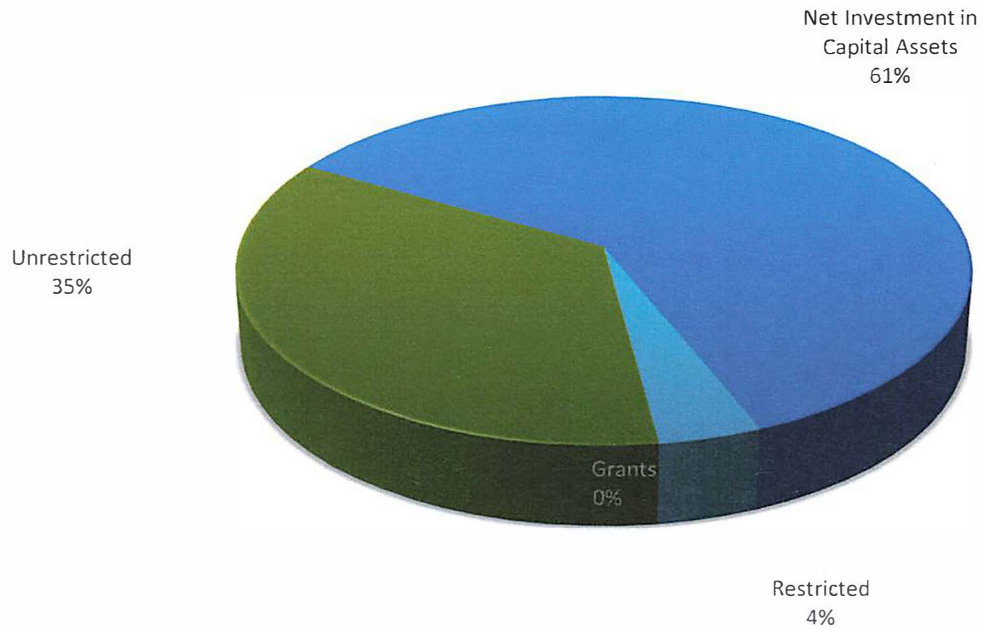




Analysis of Net Position  
June 30,

	2020	2019	Increase (Decrease)
Net Position			
Net Investment in Capital Assets	\$ 51,143,178	\$ 48,308,271	\$ 2,834,907
Restricted			
Debt Services	3,405,892	1,476,284	1,929,608
Grants	4,714	49,342	(44,628)
Unrestricted	29,935,402	27,865,836	2,069,566
Total	<u>\$ 84,489,186</u>	<u>\$ 77,699,733</u>	<u>\$ 6,789,453</u>

### Analysis of Net Position



	Capital Assets, Net June 30,		Increase (Decrease)
	2020	2019	
Capital Assets			
Land	\$ 981,487	\$ 981,487	\$ -
Building	97,545,654	95,573,677	1,971,977
Equipment	6,684,583	6,414,429	270,154
Construction in progress	20,721,520	11,700,677	9,020,843
Total	125,933,244	114,670,270	11,262,974
Less Accumulated Depreciation	(51,030,066)	(48,026,999)	(3,003,067)
Net Capital Assets	\$ 74,903,178	\$ 66,643,271	\$ 8,259,907

As of June 30, 2020, the College had recorded approximately \$125.9 million invested in capital assets, approximately \$51 million in accumulated depreciation and approximately \$74.9 million in net capital assets. Capital asset additions exceeded deletions by approximately \$11.3 million (see Notes 3 and 4). Accumulated depreciation increased approximately \$3 million during the year.

## THE COLLEGE'S ECONOMIC OUTLOOK

The College's economic outlook remains strong due to the College's Administration and Board of Trustees being proactive and strategic in its allocation of resources. By remaining committed to the College's core priority of enhancing student success, Lake Land College enters the 2021 fiscal year in a solid position. As a result, Lake Land College was able to keep tuition levels well below the state average for community college tuition costs. The ability to maintain lower than average tuition allows the College to attract approximately 34 percent of the entire district's graduating high school class who continue to choose Lake Land College as their choice for higher education.

While the College is conservatively meeting current financial needs and positioning itself favorably with the respective employee groups' collective bargaining agreements on campus, private, state and federal grants are providing growth opportunities. The College is in its first year of renewed five-year TRiO Student Success grant which will assist in developing and educating first generation and low-income college students. The College is also in the fifth year of a five-year TRiO talent search grant. The College also plans to continue facilitating the Workforce Innovation and Opportunity Act (WIOA) to enhance our workforce training and education initiative. Grant funds will be used to purchase equipment, develop training programs for jobs of the future, provide finances for personnel and assist dislocated workers. Finally, in order to help the College through the global COVID-19 pandemic, the College secured additional federal funding through a one-time Governor's Emergency Education Relief Fund (GEER) and the one-time CARES Act: Higher Education Emergency Relief Funding for Students and the Institution.

## CONTACTING FINANCIAL MANAGEMENT

This final report is designed to provide our stakeholders with a general overview of Lake Land College's finances and to show Lake Land College's accountability for the revenue it receives. If you have questions about this report or need additional information, contact Mr. Greg Nuxoll at 5001 Lake Land Blvd, Mattoon, IL 61938 (217)234-5224.

## **BASIC FINANCIAL STATEMENTS**

**LAKE LAND COLLEGE  
COMMUNITY COLLEGE DISTRICT NO. 517  
MATTOON, ILLINOIS**

**STATEMENT OF NET POSITION  
JUNE 30, 2020**

	<b>Lake Land College</b>	<b>Component Unit Lake Land College Foundation</b>
<b>Assets</b>		
Current Assets		
Cash and Cash Equivalents	\$ 2,749,153	\$ 218,581
Restricted Cash and Cash Equivalents	149,416	-
Investments	62,508,522	8,635,131
Receivables		
Property Taxes	18,183,531	-
Governmental Claims	5,740,915	-
Tuition and Fees, Net of Allowance for Doubtful Accounts of \$5,214,464	1,220,651	-
Other Receivables	2,050,555	-
Inventories	179,432	-
Prepaid Expenses	827,186	-
Total Current Assets	<u>93,609,361</u>	<u>8,853,712</u>
Non-Current Assets		
Investments	-	1,538,376
Capital Assets, Net of Accumulated Depreciation	74,903,178	3,117,588
Total Non-Current Assets	<u>74,903,178</u>	<u>4,655,964</u>
<b>Total Assets</b>	<u>168,512,539</u>	<u>13,509,676</u>
<b>Deferred Outflows of Resources</b>		
Deferred Outflows Related to OPEB Liability	2,881,883	-
Subsequent Year's Pension Related to Federal, Trust, or Grant Pension Contributions	75,281	-
Total Deferred Outflows of Resources	<u>2,957,164</u>	<u>-</u>
<b>Liabilities</b>		
Current Liabilities		
Accounts Payable	6,082,060	16,650
Accrued Expenses	1,050,112	-
Accrued Interest Payable	1,083,224	-
Deposits Held in Custody	219,873	191,504
Unearned Revenue	115,808	-
Planned Retirement Payable, Due in One Year	541,557	-
Bonds Payable, Due in One Year	6,988,831	-
Promise to Give, Due in One Year	-	250,000
Total Current Liabilities	<u>16,081,465</u>	<u>458,154</u>
Non-Current Liabilities		
Accrued Compensated Absences	357,460	-
Planned Retirement Payable	1,557,799	-
Other Postemployment Benefits	25,454,857	-
Bonds Payable	18,521,421	-
Promise to Give, Net of Current Portion	-	750,000
Total Non-Current Liabilities	<u>45,891,537</u>	<u>750,000</u>
<b>Total Liabilities</b>	<u>61,973,002</u>	<u>1,208,154</u>

The accompanying notes are an integral part of these financial statements.

**LAKE LAND COLLEGE  
COMMUNITY COLLEGE DISTRICT NO. 517  
MATTOON, ILLINOIS**

**STATEMENT OF NET POSITION (CONCLUDED)  
JUNE 30, 2020**

	<b>Lake Land College</b>	<b>Component Unit Lake Land College Foundation</b>
<b>Deferred Inflows of Resources</b>		
Deferred Inflow Related to OPEB Liability	4,379,612	-
Deferred Tuition and Fees Related to Subsequent Year	1,433,405	-
Deferred Property Tax Related to Subsequent Year	19,194,498	-
Total Deferred Inflows of Resources	25,007,515	-
<b>Net Position</b>		
Net Investment in Capital Assets	51,143,178	-
Restricted for:		
Grant Projects	4,714	-
Debt Service	3,405,892	-
Without Donor Restrictions	-	1,707,025
With Donor Restrictions	-	10,594,497
Unrestricted	29,935,402	-
<b>Total Net Position</b>	<b>\$ 84,489,186</b>	<b>\$ 12,301,522</b>

The accompanying notes are an integral part of these financial statements.

**LAKE LAND COLLEGE  
COMMUNITY COLLEGE DISTRICT NO. 517  
MATTOON, ILLINOIS**

**STATEMENT OF REVENUES, EXPENSES, AND CHANGES IN NET POSITION  
FOR THE YEAR ENDED JUNE 30, 2020**

	<b>Lake Land College</b>	<b>Component Unit Lake Land College Foundation</b>
<b>Revenues</b>		
Operating Revenues:		
Student Tuition and Fees, Net of Scholarships and Allowances of \$3,454,798	\$ 7,134,745	\$ -
Contributions	-	794,727
Auxiliary Enterprise Revenue	1,673,281	-
Department of Corrections Instructional	14,128,326	-
Revenue from Educational Services and Materials	640,433	-
Other	706,044	230,222
<b>Total Operating Revenues</b>	<b>24,282,829</b>	<b>1,024,949</b>
<b>Expenses</b>		
Operating Expenses:		
Instruction	23,818,832	-
Academic Support	889,656	-
Student Services	2,389,929	2,599,528
Public Service/Continuing Education	4,007,473	-
Operation and Maintenance of Plant	3,574,891	-
Institutional Support	14,983,676	-
Scholarships, Student Grants, and Waivers	3,782,461	-
Auxiliary Enterprise	2,956,715	-
Depreciation	4,089,571	16,916
On-Behalf Expenditures	21,659,490	-
<b>Total Operating Expenses</b>	<b>82,152,694</b>	<b>2,616,444</b>
<b>Operating Income (Loss)</b>	<b>(57,869,865)</b>	<b>(1,591,495)</b>

The accompanying notes are an integral part of these financial statements.

**LAKE LAND COLLEGE  
COMMUNITY COLLEGE DISTRICT NO. 517  
MATTOON, ILLINOIS**

**STATEMENT OF REVENUES, EXPENSES, AND CHANGES IN NET POSITION (CONCLUDED)  
FOR THE YEAR ENDED JUNE 30, 2020**

	<b>Lake Land College</b>	<b>Component Unit Lake Land College Foundation</b>
<b>Non-Operating Revenues (Expenses)</b>		
State Grants and Contracts	9,189,602	-
Property Taxes	18,518,120	-
Personal Property Replacement Taxes	469,894	-
Federal Grants and Contracts	12,614,057	-
Local Grants and Contracts	1,668,873	-
On-Behalf Revenues	21,659,490	-
Loss on Disposal of Capital Assets	(212,793)	-
Gain on Sale of Capital Asset	-	-
Bond Premium Amortization (Interest Expense), Net	(373,796)	-
Rental Income, Net	-	40,282
Investment Income	1,264,421	42,977
Bond Issue Cost	(138,550)	-
<b>Total Non-Operating Revenues (Expenses)</b>	<b>64,659,318</b>	<b>83,259</b>
<b>Increase (Decrease) in Net Position</b>	<b>6,789,453</b>	<b>(1,508,236)</b>
<b>Net Position, July 1, 2019</b>	<b>77,699,733</b>	<b>13,809,758</b>
<b>Net Position, June 30, 2020</b>	<b>\$ 84,489,186</b>	<b>\$ 12,301,522</b>

The accompanying notes are an integral part of these financial statements.



**LAKE LAND COLLEGE  
COMMUNITY COLLEGE DISTRICT NO. 517  
MATTOON, ILLINOIS**

**STATEMENT OF CASH FLOWS  
FOR THE YEAR ENDED JUNE 30, 2020**

<b>Cash Flows from Operating Activities</b>	
Tuition and Fees	\$ 9,495,509
Payments to Suppliers	(28,482,985)
Payments to Employees	(30,692,027)
Department of Corrections Instructional	12,529,104
Auxiliary Enterprise Charges	1,673,281
Other Receipts	1,346,477
<b>Net Cash Provided (Used) by Operating Activities</b>	<u>(34,130,641)</u>
 <b>Cash Flows from Noncapital Financing Activities</b>	
Local Property Taxes	18,986,692
Grants and Contracts	20,687,334
Proceeds from Debt Certificates	11,525,000
Principal Paid on Noncapital Debt	(450,000)
Interest Paid on Noncapital Debt	(3,375)
Agency Receipts	(837,730)
Agency Payments	881,839
<b>Net Cash Provided (Used) by Noncapital Financing Activities</b>	<u>50,789,760</u>
 <b>Cash Flows from Capital and Related Financing Activities</b>	
Purchases of Capital Assets	(1,159,388)
Principal Paid on Capital Debt	(5,640,000)
Interest Paid on Capital Debt	(663,600)
<b>Net Cash Provided (Used) by Capital and Related Financing Activities</b>	<u>(7,462,988)</u>
 <b>Cash Flows from Investing Activities</b>	
Proceeds from Sales and Maturities of Investments	20,670,220
Purchases of Investments	(30,940,343)
Income from Investments	1,264,421
<b>Net Cash Provided (Used) by Investing Activities</b>	<u>(9,005,702)</u>
 <b>Net Increase (Decrease) in Cash and Cash Equivalents</b>	 190,429
 <b>Cash and Cash Equivalents, July 1, 2019</b>	 <u>2,708,140</u>
 <b>Cash and Cash Equivalents, June 30, 2020</b>	 <u>\$ 2,898,569</u>

The accompanying notes are an integral part of these financial statements.

**LAKE LAND COLLEGE  
COMMUNITY COLLEGE DISTRICT NO. 517  
MATTOON, ILLINOIS**

**STATEMENT OF CASH FLOWS (CONCLUDED)  
FOR THE YEAR ENDED JUNE 30, 2020**

**Reconciliation of Operating Income (Loss) to Net**

**Cash Provided (Used) by Operating Activities:**

Operating Income (Loss)	\$ (57,869,865)
-------------------------	-----------------

Adjustments to Reconcile Operating Income (Loss) to  
Net Cash Provided (Used) by Operating Activities:

Depreciation Expense	4,105,094
On-Behalf Revenues	21,659,490

Change in Current Assets and Liabilities:

(Increase) Decrease in Tuition and Fees Receivables (Net)	(304,922)
(Increase) Decrease in Operating Receivables	(4,600,425)
(Increase) Decrease in Inventories	111,790
(Increase) Decrease in Prepaid Expenses	103,382
Increase (Decrease) in Accounts Payable	1,250,614
Increase (Decrease) in Accrued Interest	132,116
Increase (Decrease) in Accrued Expenses	1,083,224
Increase (Decrease) in Deposits Held in Custody	44,102
Increase (Decrease) in Accrued Compensated Absences	23,516
Increase (Decrease) in Unearned Revenue	31,915
Increase (Decrease) in Planned Retirement Payable	434,400
Increase (Decrease) in Deferred Tuition and Fees	(23,971)
Increase (Decrease) in Deferred Property Tax	712,477
Increase (Decrease) in Deferred Inflows/Outflows	(1,023,578)

<b>Net Cash Provided (Used) by Operating Activities</b>	<b><u><u>\$ (34,130,641)</u></u></b>
---	--------------------------------------

**Noncash Investing, Capital and Noncapital Financing Transactions:**

(Increase)Decrease in Fair Value of Investments	\$ 78,931
Refinance Debt Certificate with Bond Issue	<u><u>\$ 11,065,000</u></u>
Amortization of Bond Premium	<u><u>\$ 1,872,849</u></u>
Purchase of Asset with Bond Issuance	<u><u>\$ 10,992,820</u></u>

The accompanying notes are an integral part of these financial statements.

**LAKE LAND COLLEGE  
COMMUNITY COLLEGE DISTRICT NO. 517  
MATTOON, ILLINOIS**

**NOTES TO FINANCIAL STATEMENTS  
JUNE 30, 2020**

**NOTE 1: SUMMARY OF SIGNIFICANT ACCOUNTING POLICIES**

Lake Land Community College District No. 517 (the College) is organized under the Illinois Public Community College Act with partial funding by the Illinois Community College Board. The College encompasses parts of 15 counties in East Central Illinois. The main campus is located in Mattoon, with extension centers in Effingham, Pana, and Marshall, Illinois.

**Reporting Entity**

In accordance with Government Accounting Standards Board (GASB) Statements 34, *Basic Financial Statements and Management's Discussion and Analysis – for State and Local Governments*, and 35, *Basic Financial Statements and Management's Discussion and Analysis – for Public Colleges and Universities*, the accompanying financial statements present the Statement of Net Position, the Statement of Revenues, Expenses and Changes in Net Position, and the Statement of Cash Flows of the College.

In addition, the accompanying financial statements include the accounts of the Lake Land College Foundation, Inc. (the Foundation), defined as a component unit of the College under GASB Statements No. 14 and 61, *The Financial Reporting Entity* and No. 39, *Determining Whether Certain Organizations are Component Units*. The Foundation is a legally separate, tax-exempt entity that acts primarily as a fund-raising organization to supplement the resources that are available to the College. The 17 member board of the Foundation is self-perpetuating and consists of graduates and friends of the College. The economic resources held by the Foundation are entirely for the benefit of the College, its students, and its programs.

The Foundation is a private not-for-profit organization that reports its financial results under Financial Accounting Standards Board (FASB) Statements. Most significant to the Foundation's operations and reporting model is FASB Accounting Standards Codification 958-205, *Presentation of Financial Statements for Not-For-Profit Entities*. As such, certain revenue recognition criteria and presentation differ from GASB revenue recognition criteria and presentation. No modifications have been made to the Foundation's financial information in the College's financial reporting entity for these differences; however, significant note disclosures (See Component Unit Note within Note 1) to the Foundation's financial statements have been incorporated into the College's notes to the financial statements.

The accompanying financial statements include all entities for which the Board of Trustees of the College has financial accountability.

**LAKE LAND COLLEGE  
COMMUNITY COLLEGE DISTRICT NO. 517  
MATTOON, ILLINOIS**

**NOTES TO FINANCIAL STATEMENTS  
JUNE 30, 2020**

**NOTE 1: SUMMARY OF SIGNIFICANT ACCOUNTING POLICIES (CONTINUED)**

**Measurement Focus, Basis of Accounting, and Financial Statement Presentation**

As a public institution, the College is considered a special-purpose government under the provisions of GASB No. 35. The College records revenue in part from tuition, fees, and other charges for services to external users, and, accordingly, has chosen to present its financial statements using the reporting model for special-purpose governments engaged in business-type activities. This model allows for all financial information of the College to be reported in a single column in each of the financial statements, accompanied by separate financial statements for its component unit. All significant internal activity between funds has been eliminated from these financial statements.

The accompanying financial statements have been prepared using the economic resources measurement focus and the accrual basis of accounting in accordance with accounting principles generally accepted in the United States of America. Revenues from exchange transactions are recorded when earned and expenses are recorded when a liability is incurred, regardless of the timing of related cash flows.

Intergovernmental revenues, such as federal, state, and local grants, and state shared revenues generally meet the definition of non-exchange transactions and are accounted for as non-operating revenues. Revenue from these sources is recognized when all applicable eligibility requirements have been met. Eligibility requirements include timing requirements, which specify the year when the resources are required to be used or the fiscal year when use is first permitted; matching requirements, in which the College must provide local resources to be used for a specific purpose; and expenditure requirements, in which the resources are provided to the College on a reimbursement basis. Receivables are reported for these amounts for which revenue has been recognized but the related payments have not been received.

Property tax revenues are reported in accordance with National Council on Governmental Accounting (NCGA) Interpretation No. 3, *Revenue Recognition – Property Taxes*, GASB Statement No. 33, *Accounting and Financial Reporting for Nonexchange Transactions*, and GASB Interpretation No. 5, *Property Tax Revenue Recognition in Governmental Funds*. Consequently, under the accrual basis of accounting, property tax revenue is recognized in the period for which the taxes are levied. Property tax receivables are reported when the College has an enforceable legal claim to the taxes, which is considered to be the lien date.

**LAKE LAND COLLEGE  
COMMUNITY COLLEGE DISTRICT NO. 517  
MATTOON, ILLINOIS**

**NOTES TO FINANCIAL STATEMENTS  
JUNE 30, 2020**

**NOTE 1: SUMMARY OF SIGNIFICANT ACCOUNTING POLICIES (CONTINUED)**

**Measurement Focus, Basis of Accounting, and Financial Statement Presentation (Concluded)**

*New Accounting Guidance*

On May 8, 2020, the Governmental Accounting Standards Board (GASB) issued GASB Statement No. 95 – *Postponement of the Effective Dates of Certain Authoritative Guidance*, which is intended to provide relief to governments and other stakeholders in light of the COVID-19 pandemic. Based on this guidance, the College has postponed implementation of GASB Statement No. 84 – *Fiduciary Activities*, and GASB Statement No. 90 – *Majority Equity Interest – an amendment of GASB Statements No. 14 and 61* until the fiscal year ending June 30, 2021.

The accounting and reporting policies of the College conform to generally accepted accounting principles applicable to government units and Illinois community colleges. The GASB is the accepted standard setting body for establishing accounting and financial reporting principles. These authoritative pronouncements are consistent with the accounting practices prescribed or permitted by the Illinois Community College Board (ICCB), as set forth in the ICCB Fiscal Management Manual. The following is a summary of the more significant policies.

**Estimates**

The preparation of financial statements in conformity with accounting principles generally accepted in the United States of America requires the use of management’s estimates and assumptions that affect certain reported amounts and disclosures. Accordingly, actual results may differ from those estimates.

**Cash and Cash Equivalents**

Cash includes deposits held at banks and small amounts of cash on hand. For purposes of the Statement of Cash Flows, the College considers all highly liquid investments (including restricted assets) with a maturity of three months or less when purchased to be cash equivalents, except for money market funds and the FDIC Bank Deposit Program which management considers to be investments.

**Investments**

Investments are reported at fair value, with unrealized gains or losses included in investment income. Securities traded on a national exchange are valued at the last reported sales price at the current exchange rates. Cash deposits and money market accounts are reported at carrying amount, which reasonably estimates fair value.

**LAKE LAND COLLEGE  
COMMUNITY COLLEGE DISTRICT NO. 517  
MATTOON, ILLINOIS**

**NOTES TO FINANCIAL STATEMENTS  
JUNE 30, 2020**

**NOTE 1: SUMMARY OF SIGNIFICANT ACCOUNTING POLICIES (CONTINUED)**

**Receivables**

Receivables consist of tuition and fee charges to students, auxiliary enterprise fees for services provided to students, faculty, and staff, the majority of each residing in Illinois, and property tax receivables. Receivables also include amounts due from the federal, state, and local governments, or private sources, in connection with the reimbursement of allowable expenditures made pursuant to the College's grants and contracts. Receivables are recorded net of estimated uncollectible amounts, which is based on management's assessment of collectability of specific students' accounts and the aging of the accounts receivable. If the actual defaults are higher than the historical experience, management's estimates of the recoverability of amounts due could be adversely affected. All accounts or portions thereof deemed to be uncollectible or to require an excessive collection cost are written off to the allowance for doubtful accounts.

**Inventories**

Inventories consist of items held for resale in the bookstore and printing supplies utilized in the print shop. Inventories are stated at the lower of cost or net realizable value as determined under the first-in, first-out method.

**Capital Assets**

Capital assets include property, equipment, and infrastructure assets; such as roads, parking lots and sidewalks. Capital assets are defined by the College as assets with an initial cost of \$10,000 or more and an estimated useful life in excess of 1 year. Such assets are recorded at historical cost or estimated historical cost if purchased or constructed. Donated capital assets are recorded at estimated fair market value at the date of donation. The costs of normal maintenance and repairs that do not add to the value of an asset or materially extend the asset's life are not capitalized. Major outlays for capital assets and improvements are capitalized as projects are constructed.

Depreciation is computed by the straight-line method over the estimated useful lives as follows:

Buildings	40 Years
Building Improvements	8-20 Years
Land Improvements	10 Years
Vehicles	5 Years
Equipment	8 Years
Technology Hardware/Software	4 Years

**Library Books and Textbooks**

Library books and textbooks rented to students are charged to expense accounts when purchased.

**LAKE LAND COLLEGE  
COMMUNITY COLLEGE DISTRICT NO. 517  
MATTOON, ILLINOIS**

**NOTES TO FINANCIAL STATEMENTS  
JUNE 30, 2020**

**NOTE 1: SUMMARY OF SIGNIFICANT ACCOUNTING POLICIES (CONTINUED)**

**Tuition Received in Advance**

Summer tuition received in advanced includes tuition and fees collected during the fiscal year which relate to the period after June 30, 2020 and is reported as a deferred outflow at June 30, 2020.

**Deferred Inflows of Resources**

Deferred inflows of resources are defined under GASB Statement No. 63 as acquisitions of net assets that are applicable to a future reporting period, and should be reported as having a similar impact on net position as liabilities. At June 30, 2020, deferred inflows of resources included tax levies accrued that are levied for use in the next fiscal year, student tuition and fees that were collected or accrued for the next academic year, and the unamortized portion of the net difference between projected and actual earnings on pension and OPEB investments.

**Deferred Outflows of Resources**

Deferred outflows are defined under GASB Statement No. 63 as a consumption of net assets by the College that is applicable to future reporting periods, and should be reported as having a similar impact on net position as assets. For the College, pension payments related to federal grants and made subsequent to the pension liability measurement date are considered to be deferred outflows in accordance with GASB Statement No. 71, *Pension Transition for Contributions Made Subsequent to Measurement Date* – An Amendment of GASB Statement No. 68 and the unamortized portion of the net difference between projected and actual earnings on pension and OPEB investments.

**Compensated Absences**

The College records a liability for employees' vacation leave and compensatory time earned but not taken. Employees are allowed to carry over a limited number of vacation days from year to year and all compensatory time earned but not taken from year to year. At June 30, 2020, the College recorded a liability of \$357,460. The College considers the entire liability to be long-term based on a review of employee usage.

Accumulated sick leave is not paid when an employee terminates employment; therefore, an accrual has not been made. Employees that retire are granted credit for unused sick leave towards years of service in the State Universities Retirement System pension plan.

**LAKE LAND COLLEGE  
COMMUNITY COLLEGE DISTRICT NO. 517  
MATTOON, ILLINOIS**

**NOTES TO FINANCIAL STATEMENTS  
JUNE 30, 2020**

**NOTE 1: SUMMARY OF SIGNIFICANT ACCOUNTING POLICIES (CONTINUED)**

**Amortization of Debt Issuance Premiums/Discounts**

The College amortizes debt issuance premiums and discounts by the effective interest method over the period the related debt issue is outstanding. The debt premium/discount is amortized by using the same interest rate as the related debt issue and the current period amortization is shown as a decrease (for a premium) or increase (for a discount) to current period interest expense.

**Net Position**

The College's net position is classified as follows:

*Net Investment in Capital Assets* – This represents the College's total investment in capital assets, net of accumulated depreciation and reduced by the outstanding balances of any bonds, mortgages, notes, or other borrowings that are attributable to the acquisition, construction, or improvement of those assets.

*Restricted* – This represents assets/resources that are legally or contractually obligated to be spent in accordance with restrictions imposed by external third parties, reduced by liabilities and deferred inflow resources related to those assets. Sources of restricted revenue included federal, state, and private grants and contracts. Externally restricted funds may be utilized only in accordance with the purpose established by the source of such funds and are in contrast with unrestricted funds over which the Board of Trustees retains full control to use in achieving any of its institutional purposes. When both restricted and unrestricted resources are available for use, it is the College's policy to use restricted resources first, then unrestricted resources when they are needed.

*Unrestricted* – This represents unrestricted assets/resources derived from student tuition and fees, state appropriations, and sales and services of educational departments and auxiliary enterprises. These resources are used for transactions relating to the educational and general operations of the College and may be used at the discretion of the Board of Trustees to meet current expenses for any lawful purpose.

**Classification of Revenues**

Operating revenue includes activities that have the characteristics of exchange transactions, such as (1) student tuition and fees, net of scholarship allowances, and (2) sales and services of auxiliary enterprises, net of discounts and allowances. Non-operating revenue includes activities that have the characteristics of non-exchange transactions, such as (1) local property taxes, (2) state appropriations, (3) most federal, state and local grants and contracts, and (4) gifts and contributions.



**LAKE LAND COLLEGE  
COMMUNITY COLLEGE DISTRICT NO. 517  
MATTOON, ILLINOIS**

**NOTES TO FINANCIAL STATEMENTS  
JUNE 30, 2020**

**NOTE 1: SUMMARY OF SIGNIFICANT ACCOUNTING POLICIES (CONTINUED)**

**Scholarship Discounts and Allowances**

Student tuition and fee revenues, and certain other revenues from students, are reported net of scholarship discounts and allowances in the Statement of Revenues, Expenses, and Changes in Net Position. Scholarship discounts and allowances are the difference between the stated charge for goods and services provided by the College, and the amount that is paid by students or third parties making payments on the students' behalf. Certain governmental grants, such as Pell grants, and other federal, state or nongovernmental programs, are recorded as nonoperating revenues in the College's financial statements. To the extent that revenues from such programs are used to satisfy tuition and fees and other student charges, the College has recorded a scholarship discount and allowance.

**Property Taxes**

The 2019 property tax extension has been deferred to comply with the GASB Statement No. 33 since it was levied to finance activities of the 2020/2021 academic year. In accordance with these guidelines, property tax revenue is to be recognized in the period the levy is intended to finance.

The College must file its tax levy ordinance by the last Tuesday in December of each year. The College's property tax is levied each year on all taxable real property located within the District. These taxes attach an enforceable lien on real property as of January 1 and are payable in two installments; due dates vary by county. The College receives significant property tax receipts from July through November.

**Federal Financial Assistance Programs**

The College participates in federally funded PELL Grants, SEOG Grants, Federal Work-Study, and Federal Family Education Loan Programs. Federal programs are audited in accordance with the Title 2 *U.S. Code of Federal Regulations* (CFR) Part 200, *Uniform Administrative Requirements, Cost Principles, and Audit Requirements for Federal Awards* (Uniform Guidance), *Federal Awarding Agency Regulatory Implementation of Office of Management and Budget's Uniform Administrative Requirements, Cost Principles, and Audit Requirements for Federal Awards, Audit of States, Local Governments and Non-Profit Organizations*, and the *Compliance Supplement*.

**LAKE LAND COLLEGE  
COMMUNITY COLLEGE DISTRICT NO. 517  
MATTOON, ILLINOIS**

**NOTES TO FINANCIAL STATEMENTS  
JUNE 30, 2020**

**NOTE 1: SUMMARY OF SIGNIFICANT ACCOUNTING POLICIES (CONTINUED)**

**Budgets**

Budgeted amounts used for comparison in this report are obtained from the operating budget approved by the Board of Trustees. The Board of Trustees adopts the budget at the fund level for all governmental funds. The Board of Trustees does not adopt a budget for the Working Cash and the Trust and Agency Funds.

The College's Board of Trustees must adopt a budget for each fiscal year within or before the first quarter of each fiscal year. A tentative budget must be available for public inspection at least 30 days prior to final adoption, and at least one public hearing must be held on the tentative budget.

The Board may, from time to time, make transfers between the various items in any fund not exceeding, in the aggregate, 10% of the total of such fund as set forth in the budget. Budgetary transfers that exceed this limit must follow the procedures for the adoption of the original budget.

**Pensions**

For purposes of measuring the net pension liability, deferred outflows of resources and deferred inflows of resources related to pensions, and pension expense, information about the plan net position of the State Universities Retirement System (SURS) and additions to/deductions from SURS' plan net position has been determined on the same basis as they are reported by SURS. For this purpose, benefit payments (including refunds of employee contributions) are recognized when due and payable in accordance with the benefit terms. Investments are reported at fair value.

For the purposes of financial reporting, the State of Illinois (State) and its public universities and community colleges are under a special funding situation. A special funding situation exists when a non-employer entity (the State) is legally responsible for making contributions directly to a pension plan that is used to provide pension benefits to the employees of another entity (Lake Land College) and the non-employer (the State) is the only entity with a legal obligation to make contributions directly to a pension plan. Lake Land College recognizes its proportionate share of the State's pension expense relative to Lake Land College's employees as non-operating revenue and pension expense, with the expense further allocated to the related function by employees.

**Component Unit**

The Foundation is required to report information regarding its financial position and activities based on the existence or absence of donor or grantor imposed restrictions. Accordingly, net assets and changes therein are classified and reported as follows:

*Net Assets Without Donor Restrictions* – Net assets available for use in general operations and not subject to donor (or certain grantor) restrictions.

**LAKE LAND COLLEGE  
COMMUNITY COLLEGE DISTRICT NO. 517  
MATTOON, ILLINOIS**

**NOTES TO FINANCIAL STATEMENTS  
JUNE 30, 2020**

**NOTE 1: SUMMARY OF SIGNIFICANT ACCOUNTING POLICIES (CONCLUDED)**

**Component Unit (Concluded)**

*Net Assets With Donor Restrictions* – Net assets subject to donor (or certain grantor) imposed restrictions. Some donor-imposed restrictions are temporary in nature, such as those that will be met by the passage of time or other events specified by the donor. Other donor-imposed restrictions are perpetual in nature, where the donor stipulates that resources be maintained in perpetuity. Donor-imposed restrictions are released when a restriction expires, that is, when the stipulated time has elapsed, when the stipulated purpose for which the resource was restricted has been fulfilled, or both.

Revenues are reported as increases in net asset without donor restrictions unless use of the related assets is limited by donor-imposed restrictions. Contributions, including unconditional promises to give as applicable, are recognized as revenue in the period received. Conditional promises to give are not recognized as revenue until the conditions on which they depend are substantially met. Contributions of donated noncash assets are recorded at their fair values in the period received.

Expenses are reported as decreased in net asset without donor restrictions. Gains and losses on investments and other assets or liabilities are reported as increases or decreases in the appropriate net position class as determined by donor stipulation and in accordance with the law.

Investments are reported at fair value.

**Effect of COVID-19 Pandemic**

On March 11, 2020, the World Health Organization (“WHO”) recognized COVID-19 as a global pandemic, prompting many national, regional, and local governments to implement preventative or protective measures, such as travel and business restrictions, temporary store closures, and wide-sweeping quarantines and stay-at-home orders. As a result, COVID-19 and the related restrictive measures have had a significant adverse impact upon many sectors of the economy. We believe the ultimate financial impact of the COVID-19 pandemic on the College is likely to be determined by factors which are uncertain, unpredictable and outside of the control of the College. The situation surrounding COVID-19 remains fluid, and if disruptions do arise, they could materially adversely affect future revenues.

**Subsequent Events**

The College has evaluated subsequent events through October 29, 2020 the date which the financial statements were available to be issued.

**LAKE LAND COLLEGE  
COMMUNITY COLLEGE DISTRICT NO. 517  
MATTOON, ILLINOIS**

**NOTES TO FINANCIAL STATEMENTS  
JUNE 30, 2020**

**NOTE 2: DEPOSITS AND INVESTMENTS**

**Deposits**

The College maintains and operates a majority of its cash balances in a common checking account, as separate bank accounts are not required to be maintained for all College funds. The College's accounting records are maintained to show the portion of the common bank account attributable to each participating fund. At various times throughout the year, expenditures will exceed the cash available within a particular fund, therefore the College follows the practice of making temporary interfund loans.

As of June 30, 2020, the carrying balance of the College's cash deposits was \$2,898,569, which includes \$4,150 of cash on hand, and the bank balance was \$3,563,277, all of which was secured by federal depository insurance or collateralized with securities held by the pledging financial institution in the College's name.

**Investments**

Statutes authorize the College to invest in obligations of the U.S. Treasury, direct obligation of any bank as defined by the Illinois Banking Act, short term obligations of corporations subject to certain qualifications, money market mutual funds registered under the Investment Company Act of 1940 subject to certain restrictions, any mutual funds that invest primarily in corporate investment grade or global government short-term bonds, and the Illinois Funds Money Market Fund. Furthermore, investments may be made in banks, savings and loan associations and credit unions covered by depository insurance. The College's investment policy authorizes the same investments as authorized by statute and further limits the amount invested in each category (See Concentration Risk disclosure below).

**Credit Risk**

Credit risk is the risk that an issuer or other counterparty to the debt investment will not fulfill its obligations. The College requires that the purchase of mutual bond funds that invest primarily in short-term global government bonds be rated in at least the top ten categories by a recognized rating service. The College held bonds which were either explicitly or implicitly guaranteed by the U.S. Government, and are not subject to credit risk disclosures.

As of June 30, 2020, the College held \$2,331,714 in money market funds all with Moody's AAA ratings. The mutual bond funds balance of \$60,176,808 were unrated as of June 30, 2020.

**LAKE LAND COLLEGE  
COMMUNITY COLLEGE DISTRICT NO. 517  
MATTOON, ILLINOIS**

**NOTES TO FINANCIAL STATEMENTS  
JUNE 30, 2020**

**NOTE 2: DEPOSITS AND INVESTMENTS (CONTINUED)**

*Custodial Credit Risk*

Custodial credit risk is the risk that in the event of a bank failure, the College's deposits may not be returned. To guard against custodial credit risk for deposits with financial institutions, the College's investment policy requires that deposits with financial institutions in excess of FDIC limits be secured by some form of collateral with a written agreement and held at an independent, third-party institution, in the name of the College. At June 30, 2020, 100% of the College's investments were held by various custodians in the College's name and were not subject to creditors of the custodians.

The College's investments in money market funds, as well as mutual bond funds are not subject to detailed disclosure because the College owns shares of each investment fund and not the physical securities.

*Concentration of Credit Risk*

The College's investment policy limits investments in collateralized repurchase agreements, commercial paper, and the Illinois Public Treasurer's Investment Pool to 33% of the total investments, investments in banks and mutual bond funds are limited to 90% of the total investments, and 100% of the total investments can be invested in U.S. Government securities and money market mutual funds registered under the Investment Company Act of 1940, Mutual Fund investments may hold an allocation of not more than 25% in foreign government bonds. The College's investments, including those restricted, by category at June 30, 2020, were as follows:

<u>Investments</u>	<u>Fair Value</u>	<u>%</u>
Investments administered by Wells Fargo Advisors:		
Open ended Mutual Funds	\$ 54,654,952	87.44%
Stocks	5,210,392	8.34%
Money Market Accounts	2,331,714	3.73%
Fixed Income	311,464	0.50%
Total	<u>\$ 62,508,522</u>	<u>100.00%</u>

The mutual bond funds have not disclosed to the College whether derivatives are used, held, or were written during the period covered by the financial statements.

*Interest Rate Risk*

Interest rate risk is the risk that the fair value of investments will decrease as a result of an increase in interest rates. The College's investment policy does not limit the maturities of investments as a means of managing its exposure to fair value losses arising from increasing interest rates. The weighted average maturity method is presented below to display the interest rate risk of the College's investments.

**LAKE LAND COLLEGE  
COMMUNITY COLLEGE DISTRICT NO. 517  
MATTOON, ILLINOIS**

**NOTES TO FINANCIAL STATEMENTS  
JUNE 30, 2020**

**NOTE 2: DEPOSITS AND INVESTMENTS (CONTINUED)**

*Interest Rate Risk (Concluded)*

The schedule below assumes that callable investments will be called.

Weighted Average Maturity	Mutual Bond Funds	Government Bonds	Certificates of Deposit	Money Market and Savings Accounts	Total
On Demand	\$ -	\$ -	\$ -	\$ 2,331,714	\$ 2,331,714
0-1 Year	7,161,040	-	-	-	7,161,040
1-3 Years	14,442,434	-	-	-	14,442,434
3-7 Years	10,952,179	-	-	-	10,952,179
7-10 Years	8,484,930	-	-	-	8,484,930
10-15 Years	7,822,985	-	-	-	7,822,985
20 Plus Year	11,313,240	-	-	-	11,313,240
Total	<u>\$ 60,176,808</u>	<u>\$ -</u>	<u>\$ -</u>	<u>\$ 2,331,714</u>	<u>\$ 62,508,522</u>

The College accounts for its investments in accordance with GASB Statement No. 72, *Fair Value Measurement and Application*, which provides the framework for measuring fair value. The three levels of the fair value hierarchy under GASB Statement No. 72 are described below.

Level 1 – Inputs to the valuation methodology derive from unadjusted quoted prices for identical assets or liabilities in active markets.

Level 2 – Other observable inputs including quoted prices for similar assets or liabilities in active or inactive markets, and inputs that are principally derived from or corroborated by observable market data by correlation or other means.

Level 3 – Inputs to the valuation methodology which are unobservable and significant to the fair value measurements. These inputs are only used when Level 1 or Level 2 inputs are not available.

The investments requiring the additional fair value disclosures are as follows:

	Cost	Level 1	Total Fair Value
Open Ended Mutual Bond Funds	<u>\$ 60,136,532</u>	<u>\$ 60,176,808</u>	<u>\$ 60,176,808</u>

**LAKE LAND COLLEGE  
COMMUNITY COLLEGE DISTRICT NO. 517  
MATTOON, ILLINOIS**

**NOTES TO FINANCIAL STATEMENTS  
JUNE 30, 2020**

**NOTE 2: DEPOSITS AND INVESTMENTS (CONCLUDED)**

**Restricted Investments**

The College has entered into trust agreements with the Capital Development Board (CDB) to fund various construction projects. These funds have been invested and can only be released with the approval of CDB. See the Construction in Progress, Note 4, for more information on these.

**NOTE 3: CAPITAL ASSETS**

The following is a schedule of changes in capital asset categories for the fiscal year ended June 30, 2020. The investment in capital assets is determined by reducing historical cost by accumulated depreciation. Depreciation expense for June 30, 2020 was \$4,105,094.

	Primary Government/Business-Type Activity			Balance 06/30/20
	Balance 07/01/19	Additions	Deletions	
Historical Cost:				
Capital Assets Not Being Depreciated:				
Land	\$ 981,487	\$ -	\$ -	\$ 981,487
Construction in Progress	11,700,677	10,992,820	(1,971,977)	20,721,520
Total Capital Assets Not Being Depreciated	<u>12,682,164</u>	<u>10,992,820</u>	<u>(1,971,977)</u>	<u>21,703,007</u>
Capital Assets Being Depreciated:				
Buildings and Improvements	95,573,677	1,971,977	-	97,545,654
Equipment	6,414,429	1,159,388	(889,234)	6,684,583
Total Capital Assets Being Depreciated	<u>101,988,106</u>	<u>3,131,365</u>	<u>(889,234)</u>	<u>104,230,237</u>
Less Accumulated Depreciation:				
Buildings and Improvements	42,655,524	3,789,260	(235,018)	46,209,766
Equipment	5,371,475	315,834	(867,009)	4,820,300
Total Accumulated Depreciation	<u>48,026,999</u>	<u>\$ 4,105,094</u>	<u>\$ (1,102,027)</u>	<u>51,030,066</u>
Capital Assets, Net	<u>\$ 66,643,271</u>			<u>\$ 74,903,178</u>

**LAKE LAND COLLEGE  
COMMUNITY COLLEGE DISTRICT NO. 517  
MATTOON, ILLINOIS**

**NOTES TO FINANCIAL STATEMENTS  
JUNE 30, 2020**

**NOTE 4: CONSTRUCTION IN PROGRESS**

The College has the following construction projects in progress at June 30, 2020:

	<u>Project Budget</u>	<u>Expended to 06/30/20</u>	<u>Committed</u>
<b>Student Center Projects:</b>			
Renovation - LSC	\$ 17,000,000	\$ 15,448,479	\$ 1,551,521
Total Student Center Projects	<u>17,000,000</u>	<u>15,448,479</u>	<u>1,551,521</u>
<b>CDB Projects:</b>			
Student Center	8,670,660	485,594	8,185,066
Parking Lot	291,440	291,440	-
Neal Hall Renovation/Utility Upgrade	5,000,000	361,021	4,638,979
Total CDB Projects	<u>13,962,100</u>	<u>1,138,055</u>	<u>12,824,045</u>
<b>Other Projects:</b>			
Alumni Building	1,684,507	2,281,344	(596,837)
Workforce Building	4,958,909	1,127,350	3,831,559
Solar Panel Expansion	855,783	726,292	129,491
Total Other Projects	<u>7,499,199</u>	<u>4,134,986</u>	<u>3,364,213</u>
<b>Total Construction in Progress</b>	<u><u>\$ 38,461,299</u></u>	<u><u>\$ 20,721,520</u></u>	<u><u>\$ 17,739,779</u></u>

**NOTE 5: EXPENDITURES AND TRANSFERS IN EXCESS OF BUDGET**

	<u>Budget</u>	<u>Actual Expenditures</u>	<u>Variance Over Budget</u>
Capital Projects Funds	\$ 4,689,500	\$ 9,591,190	\$ 4,901,690
Auxiliary Enterprise Fund	\$ 2,969,942	\$ 3,002,146	\$ 32,204



**LAKE LAND COLLEGE  
COMMUNITY COLLEGE DISTRICT NO. 517  
MATTOON, ILLINOIS**

**NOTES TO FINANCIAL STATEMENTS  
JUNE 30, 2020**

**NOTE 6: CHANGES IN GENERAL LONG-TERM DEBT**

The following is a summary of long-term debt transactions of the College for the year ended June 30, 2020:

	Balance 07/01/19	Additions	Deletions	Balance 06/30/20
Bonds Payable	\$ 18,785,000	\$ 11,065,000	\$ 6,090,000	\$ 23,760,000
Bond Premium	723,102	1,320,298	293,148	1,750,252
Debt Certificate Payable	-	11,525,000	11,525,000	-
Planned Retirement Payable	1,664,956	434,400	-	2,099,356
Accrued Compensated Absences	333,944	23,516	-	357,460
Other Postemployment Benefits	22,933,246	2,521,611	-	25,454,857
Total	<u>\$ 44,440,248</u>	<u>\$ 26,889,825</u>	<u>\$ 17,908,148</u>	<u>\$ 53,421,925</u>

	Amount Due Within One Year
Bonds Payable	\$ 6,340,000
Bond Premium	648,831
Planned Retirement Payable	541,557
Total	<u>\$ 7,530,388</u>

**LAKE LAND COLLEGE  
COMMUNITY COLLEGE DISTRICT NO. 517  
MATTOON, ILLINOIS**

**NOTES TO FINANCIAL STATEMENTS  
JUNE 30, 2020**

**NOTE 7: BONDS PAYABLE**

Long-term debt consists of the following at June 30, 2020:

Series 2016B general obligation funding bonds, payable in annual principal installments ranging from \$130,000 to \$160,000, and semi-annual interest payments at a stated rate ranging from 2.0% to 2.25%, due June 1, 2027.	\$ 1,050,000
Series 2018B general obligation funding bonds, payable in annual principal installments ranging from \$4,370,000 to \$6,200,000, and semi-annual interest payments at a stated rate ranging from 2.12% to 2.65%, due June 1, 2022.	11,645,000
Series 2020 general obligation funding bonds, payable in annual principal installments ranging from \$475,000 to \$6,225,000, and semi-annual interest payments at a stated rate ranging from 1.02% to 1.41%, due June 1, 2024.	<u>11,065,000</u>
Total Bonds Payable	<u><u>\$ 23,760,000</u></u>

For the year ended June 30, 2020, \$373,796 was recognized as interest expense in the Statement of Revenues, Expenses and Changes in Net Position. Interest expense is net of amortization of bond premium in the amount of \$293,179.

At June 30, 2020, the annual cash flow requirements of principal and interest were as follows:

Year Ending June 30,	Principal	Interest	Total
2021	\$ 6,340,000	\$ 1,083,224	\$ 7,423,224
2022	6,065,000	694,650	6,759,650
2023	6,370,000	388,125	6,758,125
2024	4,515,000	120,425	4,635,425
2025	155,000	8,250	163,250
Thereafter	315,000	6,950	321,950
Bonds Payable Subtotal	23,760,000	\$ 2,301,624	\$ 26,061,624
Unamortized Bond Premium	1,750,252		
Total Bonds Payable	\$ 25,510,252		

**LAKE LAND COLLEGE  
COMMUNITY COLLEGE DISTRICT NO. 517  
MATTOON, ILLINOIS**

**NOTES TO FINANCIAL STATEMENTS  
JUNE 30, 2020**

**NOTE 8: RETIREMENT COMMITMENTS**

**Defined Benefit Pension Plans**

*Plan Description*

Lake Land College District No. 517 contributes to the State Universities Retirement System of Illinois (SURS), a cost-sharing multiple-employer defined benefit plan with a special funding situation whereby the State of Illinois (the State) makes substantially all actuarially determined required contributions on behalf of the participating employers. SURS was established July 21, 1941, to provide retirement annuities and other benefits for staff members and employees of state universities, certain affiliated organizations, and certain other state educational and scientific agencies and for survivors, dependents, and other beneficiaries of such employees. SURS is considered a component unit of the State of Illinois' financial reporting entity and is included in the State's Comprehensive Annual Financial Report (CAFR) as a pension trust fund. SURS is governed by Section 5/15, Chapter 40, of the *Illinois Compiled Statutes*. SURS issues a publicly available financial report that includes financial statements and required supplementary information. That report may be obtained by accessing the website at [www.SURS.org](http://www.SURS.org).

*Benefits Provided*

A traditional benefit plan was established in 1941. Public Act 90-0448 enacted effective January 1, 1998, established an alternative defined benefit program known as the portable benefit package. The traditional and portable plan Tier 1 refers to members that began participation prior to January 1, 2011. Public Act 96-0889 revised the traditional and portable benefit plans for members who begin participation on or after January 1, 2011, and who do not have other eligible Illinois reciprocal system services. The revised plan is referred to as Tier 2. New employees are allowed six months after their date of hire to make an irrevocable election whether to participate in either the traditional or portable benefit plans. A summary of the benefit provisions as of June 30, 2019 can be found in SURS CAFR's Notes to the Financial Statements.

*Contributions*

The State of Illinois is primarily responsible for funding the System on behalf of the individual employers at an actuarially determined amount. Public Act 88-0593 provides a Statutory Funding Plan consisting of two parts: (i) a ramp-up period from 1996 to 2010 and (ii) a period of contributions equal to a level percentage of the payroll of active members of the System to reach 90% of the total Actuarial Accrued Liability by the end of Fiscal Year 2045. Employer contributions from "trust, federal, and other funds" are provided under Section 15-155(b) of the Illinois Pension Code and require employers to pay contributions which are sufficient to cover the accruing normal costs on behalf of applicable employees. The employer normal cost for fiscal year 2019 and 2020 respectively, was 12.29% and 13.02% of employee payroll. The normal cost is equal to the value of current year's pension benefit and does not include any allocation for the past unfunded liability or interest on the unfunded liability. Plan members are required to contribute 8.0% of their annual covered salary. The contribution requirements of plan members and employers are established and may be amended by the Illinois General Assembly.

**LAKE LAND COLLEGE  
COMMUNITY COLLEGE DISTRICT NO. 517  
MATTOON, ILLINOIS**

**NOTES TO FINANCIAL STATEMENTS  
JUNE 30, 2020**

**NOTE 8: RETIREMENT COMMITMENTS (CONTINUED)**

*Contributions (Concluded)*

Participating employers make contributions toward separately financed specific liabilities under Section 15.139.5(e) of the Illinois Pension Code (relating to contributions payable due to the employment of “affected annuitants” or specific return to work annuitants), Section 15.155(g) (relating to contributions payable due to earning increases exceeding 6% during the final rate of earnings period), and Section 15-155(j-5) (relating to contributions payable due to earning exceeding the salary set for the Governor).

**Pension Liabilities, Expense, and Deferred Outflows of Resources and Deferred Inflows of Resources Related to Pensions**

*Net Pension Liability*

The net pension liability (NPL) was measured as of June 30, 2019. At June 30, 2019, SURS reported a net pension liability (NPL) of \$28,720,071,173.

*Employer Proportionate Share of Net Pension Liability*

The amount of the proportionate share of the net pension liability to be recognized for the College is \$-0-. The proportionate share of the State’s net pension liability associated with the College is \$185,933,741 or 0.6474%. This amount is not recognized in the College’s financial statements. The net pension liability and total pension liability as of June 30, 2019 was determined based on the June 30, 2018 actuarial valuation rolled forward. The basis of allocation was used in the proportionate share of net pension liability is the actual reported pensionable contributions made to SURS during fiscal year 2019.

*Pension Expense*

At June 30, 2019 SURS reported a collective net pension expense of \$3,094,666,252.

*Employer Proportionate Share of Pension Expense*

The employer proportionate share of collective pension expense is recognized as nonoperating revenue with matching operating expense (compensation and benefits) in the financial statements. The basis of allocation used in the proportionate share of collective pension expense is the actual reported pensionable contributions made to SURS during fiscal year 2019. As a result, the College recognized on-behalf revenue and pension expense of \$20,034,869 from this special funding situation during the year ended June 30, 2020.

**LAKE LAND COLLEGE  
COMMUNITY COLLEGE DISTRICT NO. 517  
MATTOON, ILLINOIS**

**NOTES TO FINANCIAL STATEMENTS  
JUNE 30, 2020**

**NOTE 8: RETIREMENT COMMITMENTS (CONTINUED)**

*Deferred Outflows of Resources and Deferred Inflows of Resources Related to Pensions*

Deferred outflows of resources are the consumption of net position by SURS that is applicable to future reporting periods. Conversely, deferred inflows of resources are the acquisition of net position by SURS that is applicable to future reporting periods.

SURS Collective Deferred Outflows and Deferred Inflows of Resources by Sources:

	Deferred Outflows of Resources	Deferred Inflows of Resources
Difference between expected and actual experience	\$ 160,132,483	\$ 80,170,745
Changes in assumption	773,321,300	-
Net differences between projected and actual earnings on pension plan investments	-	55,456,660
Total	\$ 933,453,783	\$ 135,627,405

SURS Collective Deferred Outflows and Deferred Inflows of Resources by Year to be Recognized in Future Pension Expense

Year Ending June 30	Net Deferred Outflows of Resources
2020	\$ 786,021,133
2021	(11,534,848)
2022	(6,661,326)
2023	30,001,419
2024	-
Thereafter	-
Total	\$ 797,826,378

**Deferral of Fiscal Year 2020 Contributions**

The College paid \$75,281 in federal, trust or grant contributions for the fiscal year ended June 30, 2020. These contributions were made subsequent to the pension liability measurement date of June 30, 2019 and are recognized as deferred outflows of resources as of June 30, 2020.

**LAKE LAND COLLEGE  
COMMUNITY COLLEGE DISTRICT NO. 517  
MATTOON, ILLINOIS**

**NOTES TO FINANCIAL STATEMENTS  
JUNE 30, 2020**

**NOTE 8: RETIREMENT COMMITMENTS (CONTINUED)**

**Assumptions and Other Inputs**

*Actuarial Assumptions*

The actuarial assumptions used in the June 30, 2019 valuation were based on the results of an actuarial experience study for the period June 30, 2014 through June 30, 2017. The total pension liability in the June 30, 2019 actuarial valuation was determined using the following actuarial assumptions, applied to all periods included in the measurement:

Inflation	2.25 percent
Salary increases	3.25 to 12.25 percent, including inflation
Investment rate of return	6.75 percent beginning with the actuarial valuation as of June 30, 2018

Mortality rates were based on the RP2014 Combined Mortality Table, projected with projected generational mortality and a separate mortality assumption for disabled participants.

The long-term expected rate of return on pension plan investments was determined using a building-block method in which best-estimate ranges of expected future real rates of return (expected returns, net of pension plan investment expense and inflation) are developed for each major asset class. These ranges are combined to produce the long-term expected rate of return by weighting the expected future real rates of return by the target allocation percentage and by adding expected inflation. Best estimates of the arithmetic real rates of return were adopted by the plan's trustees after considering input from the plan's investment consultant(s) and actuary(s). For each major asset class that is included in the pension plan's target asset allocation as of June 30, 2019, these best estimates are summarized in the following table:

Asset Class	Target Allocation	Long-Term Expected Real Rate of Return
U.S. Equity	23%	5.25%
Private Equity	6%	8.65%
Non-U.S. Equity	19%	6.75%
Global Equity	8%	6.25%
Fixed Income	19%	1.85%
Treasury-Inflation Protected Securities	4%	1.20%
Emerging Market Debt	3%	4.00%
Real Estate REITS	4%	5.70%
Direct Real Estate	6%	4.85%
Commodities	2%	2.00%
Hedged Strategies	5%	2.85%
Opportunity Fund	1%	7.00%
<b>Total</b>	<b>100%</b>	<b>4.80%</b>
<b>Inflation</b>		<b>2.75%</b>
<b>Expected Arithmetic Return</b>		<b>7.55%</b>

**LAKE LAND COLLEGE  
COMMUNITY COLLEGE DISTRICT NO. 517  
MATTOON, ILLINOIS**

**NOTES TO FINANCIAL STATEMENTS  
JUNE 30, 2020**

**NOTE 8: RETIREMENT COMMITMENTS (CONCLUDED)**

*Discount Rate*

A single discount rate of 6.59% was used to measure the total pension liability. This single discount rate was based on an expected rate of return on pension plan investments of 6.75% and a municipal bond rate of 3.13% (based on the weekly rate closest to but not later than the measurement date of the 20-Year Bond Buyer Index as published by the Federal Reserve). The projection of cash flows used to determine this single discount rate were the amounts of contributions attributable to current plan members and assumed that plan member contributions will be made at the current contribution rate and that employer contributions will be made at rates equal to the statutory contribution rates under SURS's funding policy. Based on these assumptions, the pension plan's fiduciary net position and future contributions were sufficient to finance the benefit payments through the year 2075. As a result, the long-term expected rate of return on pension plan investments was applied to projected benefit payments through the year 2075, and the municipal bond rate was applied to all benefit payments after that date.

*Sensitivity of the System's Net Pension Liability to Changes in the Discount Rate*

Regarding the sensitivity of the net pension liability to changes in the single discount rate, the following presents the State's net pension liability, calculated using a single discount rate of 6.59%, as well as what the plan's net pension liability would be if it were calculated using a single discount rate that is 1-percentage-point lower or 1-percentage-point-higher:

1% Decrease	Current Single Discount Rate Assumption	1% Increase
5.59%	6.59%	7.59%
\$34,786,851,779	\$28,720,071,173	\$23,712,555,197

Additional information regarding the SURS basic financial statements including the Plan Net Position can be found in the SURS comprehensive annual financial report by accessing the website at [www.SURS.org](http://www.SURS.org).

**NOTE 9: PLANNED RETIREMENT**

To enhance long-range planning, College employees are encouraged to submit resignations up to four years in advance of their planned retirement date. Upon acceptance of the resignation by the Board of Trustees, qualified employees will receive a guaranteed 6% raise on their contractual based salary for each of the last four years of service. A formula using years of service determines the paid incentive. This incentive will be paid on the first payroll following 60 calendar days after the retirement date. The College records a liability for all qualified employees who have had their resignations accepted by the Board of Trustees. At June 30, 2020, the balance of the planned retirement liability was \$2,099,356. During fiscal year June 30, 2018 the College discontinued this planned retirement program for new employees, however, current employees were grandfathered in at the date the planned retirement ended and may still participate.

**LAKE LAND COLLEGE  
COMMUNITY COLLEGE DISTRICT NO. 517  
MATTOON, ILLINOIS**

**NOTES TO FINANCIAL STATEMENTS  
JUNE 30, 2020**

**NOTE 10: POST-EMPLOYMENT BENEFITS**

*Plan Description*

In addition, the College contributes to the Community College Health Insurance Security Fund (CCHISF) (also known as the College Insurance Program “CIP”) that was established under the State Employees Group Insurance Act of 1971, as amended, 5 ILCS 375/6.9(f), which became effective July 1, 1999. The CCHISF is a cost-sharing, multiple-employer defined benefit OPEB Trust Fund, which has a special funding situation as described in 40 ILCS 15/1.4. A non-employer (the State) is required by statute to contribute a defined percentage of participant payroll directly to the OPEB plan, which is administered through the trust.

CCHISF has no component units and is not a component unit of any other entity. However, because CCHISF is not legally separate from the State of Illinois, the financials statements of the CCHISF are included in the financial statements of the State of Illinois as a pension (and other employee benefit) trust fund. This fund is a non-appropriated trust fund held outside the State Treasury, with the State Treasurer as custodian. Additions deposited into the Trust are for the sole purpose of providing health benefits to retirees, as established under the plan and associated administrative cost.

*Benefits Provided*

Through the trust the State provides health, dental, vision, and life insurance benefits for retirees and their dependents. Substantially all State employees become eligible for post-employment benefits if they eventually become annuitants of one of the State sponsored pension plans. Health, dental and vision benefits include basic benefits for annuitants and their dependents under the State’s self-insurance plan and insurance contracts currently in force. Annuitants may be required to contribute towards health, dental, and vision benefits with the amount based on factors such as date of retirement, years of credited service with the State, whether the annuitant is covered by Medicare, and whether the annuitant has chosen a managed health care plan. Annuitants who retired prior to January 1, 1998, and who are vested in the State Employees’ Retirement System do not contribute towards health, dental, and vision benefits. For annuitants who retire on or after January 1, 1998, the annuitant’s contribution amount is reduced five percent for each year of credited service with the State allowing those annuitants with twenty or more years of credited service to not have to contribute towards health, dental, and vision benefits. Annuitants also receive life insurance coverage equal to the annual salary of the last day of employment until age 60, at which time the benefit becomes \$5,000.

The State pays for a portion of the employer costs for the benefits provided. The total cost of the State’s portion of the health, dental, vision, and life insurance benefits of all members, including post-employment health, dental, vision, and life insurance benefits, is recognized as an expenditure in the State in the Illinois Comprehensive Annual Financial Report. The State finances the costs on a pay-as-you-go basis. The total costs incurred for health, dental, vision, and life insurance benefits are not separated by department or component unit for annuitants and their dependents nor active employees and the dependents.



**LAKE LAND COLLEGE  
COMMUNITY COLLEGE DISTRICT NO. 517  
MATTOON, ILLINOIS**

**NOTES TO FINANCIAL STATEMENTS  
JUNE 30, 2020**

**NOTE 10: POST-EMPLOYMENT BENEFITS (CONTINUED)**

A summary of post-employment benefit provision, changes in benefit provisions, employee eligibility requirements including eligibility for vesting, and the authority under which benefit provisions are established are included as an integral part of the financial statements of the Department of Central Management Services. A copy of the financial statements of the Department of Central Management Services, may be obtained by writing to the Department of Central Management Services, Stratton Office Building, 401 South Spring Street, Springfield, IL 62706.

*Contributions*

The State Employees Group Insurance Act of 1971 (5 ILCS 375/6.10) requires every active contributor of the State Universities Retirement System (SURS), who is a full-time employee of a community college district or an association of community college boards, to make contributions to the plan at the rate of 0.5% of salary. The same section of statute requires every community college district or association of community college boards that is an employer under the SURS, to contribute to the plan an amount equal to 0.5% of the salary paid to its full-time employees who participate in the plan. The State Pension Funds Continuing Appropriation Act (40 ILCS15/1.4) requires the State to make an annual appropriation to the fund in an amount certified by the SURS Board of Trustees. The State Employees Group Insurance Act of 1971 (5 ILCS 375/6.9) requires the Director of the Department to determine the rates and premiums for annuitants and dependent beneficiaries and establish the cost-sharing parameter, as well as funding. At the option of the board of trustees, the college districts may pay all or part of the balance of the cost of coverage for retirees from the district. Administrative costs are paid by the CCHISF. At June 30, 2020, the College's policy was not to subsidize health insurance premiums of their retirees.

Employers participating in a cost-sharing OPEB plan, and any non-employer contributing entities that meet the definition of a special funding situation, are required to recognize their proportionate share of the collective OPEBs amounts for the OPEB benefits provided to members through the CCHISF plan. During fiscal year 2020 the College recognized OPEB contributions of \$120,991.

**LAKE LAND COLLEGE  
COMMUNITY COLLEGE DISTRICT NO. 517  
MATTOON, ILLINOIS**

**NOTES TO FINANCIAL STATEMENTS  
JUNE 30, 2020**

**NOTE 10: POST-EMPLOYMENT BENEFITS (CONTINUED)**

*Actuarial Assumptions*

The total OPEB liability was determined by an actuarial valuation as of June 30, 2018, using the following actuarial assumptions, applied to all periods included in the measurement, unless otherwise specified.

Inflation	2.25%
Salary increases	Depends on service and ranges from 12.25% at 1 year of service to 3.25% at 34 or more years of service. Salary increase includes a 3.25% wage inflation assumption.
Investment rate of return	0%, net of OPEB plan investment expense, including inflation, for all plan years.
Healthcare cost trend rates	Actual trend used for fiscal year 2019 based on premium increases. For fiscal years on and after 2020, trend starts at 8.00% and 9.00% for non-Medicare costs and post-Medicare costs, respectively, and gradually decreases to an ultimate trend of 4.50%. Additional trend rate of 0.40% is added to non-Medicare costs on and after 2022 to account for the Excise Tax.

Mortality rates for retirement and beneficiary annuitants were based on the RP-2014 White Collar Annuitant Mortality Table. For disabled annuitants mortality rates were based on the RP-2014 Disabled Annuitant table. Mortality rates for pre-retirement were based on the RP-2014 White Collar Table. Tables were adjusted for SURS experience. All tables reflect future mortality improvements using Projection Scale MP-2017.

The actuarial assumptions used in the June 30, 2018 valuation were based on the results of an actuarial experience study for the period July 1, 2014 through June 30, 2017.

Projected benefit payments are required to be discounted to their actuarial present values using a Single Discount Rate that reflects (1) a long-term expected rate of return on OPEB plan investments (to the extent that the plan's fiduciary net position is projected to be sufficient to pay benefits), and (2) tax-exempt municipal bond rate based on an index of 20-year general obligation bonds with an average AA credit rating as of the measurement date (to the extent that the contributions for use with the long-term expected rate of return are not met). Since the CIP fund is financed on a pay-as-you-go basis, a discount rate consistent with fixed-income municipal bonds with 20-years to maturity that include only federally tax-exempt municipal bonds as reported in Fidelity's index's "20-year Municipal GO AA Index" has been selected. The discount rates are 3.13% as of June 30, 2019, and 3.62% as of June 30, 2018. The decrease in the single discount rate from 3.62% to 3.13% caused the College's total OPEB liability to decrease by approximately \$2.5 million from 2018 to 2019.

**LAKE LAND COLLEGE  
COMMUNITY COLLEGE DISTRICT NO. 517  
MATTOON, ILLINOIS**

**NOTES TO FINANCIAL STATEMENTS  
JUNE 30, 2020**

**NOTE 10: POST-EMPLOYMENT BENEFITS (CONTINUED)**

The actuarial valuation was based on the Entry Age Normal cost method. Under this method, the normal cost and actuarial accrued liability are directly proportional to the employee's salary. The normal cost rate equals the present value of future benefits at entry age divided by the present value of the future salary at entry age. The normal cost at the member's attained age equals the normal cost rate at entry age multiplied by the salary at attained age. The actuarial accrued liability equals the present value of the benefits at attained age less present value of future salaries at attained age multiplied by normal cost rate at entry age.

During the plan year ending June 30, 2019, the collective trust earned \$48,000 in interest and due to the significant benefit payable, the market value of assets at June 30, 2019, is a negative \$74.9 million. Given the significant benefit payable, negative asset value and pay-as-you-go funding policy, the long-term expected rate of return assumptions was set to zero.

***Sensitivity of the employer's proportionate share of the collective net OPEB liability to changes in the discount rate assumption***

The following presents the College's proportionate share of the collective net OPEB liability as of June 30, 2019, calculated using a Single Discount Rate of 3.13%, as well as what the College's proportionate share of the collective net OPEB liability would be if it were calculated using a discount rate that is 1-percentage-point lower (2.13 percent) or 1-percentage-point higher (4.13 percent) than the current discount rate:

	<b>1% Decrease <u>(2.13%)</u></b>	<b>Current Discount Rate <u>(3.13%)</u></b>	<b>1% Increase <u>(4.13%)</u></b>
Employer's proportionate share of the collective net OPEB liability	\$ 29,215,454	\$ 25,454,857	\$ 22,263,036

***Sensitivity of the employer's proportionate share of the collective net OPEB liability to changes in the healthcare cost trend rates assumption***

The following table shows the College's net OPEB liability as of June 30, 2019, calculated using the healthcare cost trend rates as well as what the plan's total OPEB liability would be if it were calculated using a healthcare cost trend rate that is one percentage point higher or lower, than the current healthcare cost trend rates. The key trend rates are 8.00% in 2020 decreasing to an ultimate trend rate of 4.90% in 2027, for non-Medicare coverage, and 9.00% in 2020 decreasing to an ultimate trend rate of 4.50% in 2029 for Medicare coverage.

**LAKE LAND COLLEGE  
COMMUNITY COLLEGE DISTRICT NO. 517  
MATTOON, ILLINOIS**

**NOTES TO FINANCIAL STATEMENTS  
JUNE 30, 2020**

**NOTE 10: POST-EMPLOYMENT BENEFITS (CONTINUED)**

*Sensitivity of the employer’s proportionate share of the collective net OPEB liability to changes in the healthcare cost trend rates assumption (Concluded)*

	<u>1% Decrease<sup>a</sup></u>	<u>Healthcare Cost Trend Rates</u>	<u>1% Increase<sup>b</sup></u>
Employer’s proportionate share of the collective net OPEB liability	\$ 21,125,981	\$ 25,454,857	\$ 31,175,215

<sup>a</sup> One percentage point decrease in healthcare trend rates are 7.00% in 2020 decreasing to an ultimate rate of 3.90% in 2027 for non-Medicare coverage, and 8.00% in 2020 decreasing to an ultimate trend rate of 3.50% in 2029 for Medicare coverage.

<sup>b</sup> One percentage point increase in healthcare trend rates are 9.00% in 2020 decreasing to an ultimate trend rate of 5.90% in 2027, for non-Medicare coverage, and 10.00% in 2020 decreasing to an ultimate trend rate of 5.50% in 2029 for Medicare coverage.

***OPEB Liabilities, OPEB Expense, and Deferred Outflows of Resources and Deferred Inflows of Resources Related to OPEB***

The collective net OPEB liability was measured as of June 30, 2019. At June 30, 2019, the CCHISF reported a net OPEB liability of \$1,888,540,494.

At June 30, 2020, the College reported a liability for its proportionate share of the net OPEB liability that is reflected as a reduction for State OPEB support provided to the College. The collective net OPEB liability was measured as of June 30, 2019, and the total OPEB liability used to calculate the collective net OPEB liability was determined by an actuarial valuation as of that date. The College’s proportion of the collective net OPEB liability was based on a projection of the College’s long-term share of contributions to the OPEB plan relative to the projected contributions of the College, actuarially determined. At June 30, 2019, the College’s proportion was \$25,454,857 (1.347859%), which was an increase of .131403% from its proportion measured as of June 30, 2018 of \$22,933,246 (1.216456%). The State’s support and total are for disclosure purposes only. The amount recognized by the College as its proportionate share of the net OPEB liability, the related State support, and the total portion of the net OPEB liability that was associated with the College were as follow:

**LAKE LAND COLLEGE  
COMMUNITY COLLEGE DISTRICT NO. 517  
MATTOON, ILLINOIS**

**NOTES TO FINANCIAL STATEMENTS  
JUNE 30, 2020**

**NOTE 10: POST-EMPLOYMENT BENEFITS (CONTINUED)**

***OPEB Liabilities, OPEB Expense, and Deferred Outflows of Resources and Deferred Inflows of Resources Related to OPEB (Concluded)***

Employer's proportionate share of the net OPEB liability	\$ 25,454,857
State's proportionate share of the net OPEB liability associated with the employer	<u>25,454,857</u>
<b>Total</b>	<b><u>\$ 50,909,714</u></b>

For the year ending June 30, 2019, the College recognized OPEB expense and revenue of \$1,624,621 for support provided on-behalf by the State. At June 30, 2019, the College reported deferred outflows of resources and deferred inflows of resources related to OPEB from the following sources:

	<b>Deferred Outflows of Resources</b>	<b>Deferred Inflows of Resources</b>
Differences between expected and actual experience	\$ 298,328	\$ 538,313
Changes of assumptions	-	3,546,454
Net difference between projected and actual earnings on OPEB plan investments	-	1,124
Changes in proportion and differences between employer contributions and proportionate share of contributions	<u>2,583,555</u>	<u>293,720</u>
<b>Total Deferred Amounts Related to OPEB</b>	<b><u>\$ 2,881,883</u></b>	<b><u>\$ 4,379,611</u></b>

Other amounts reported as deferred outflows of resources and deferred inflows of resources related to OPEB will be recognized in the College's OPEB expense as follows:

<b>Year Ending June 30,</b>		<b>Net Deferred Inflows of Resources</b>
2020	\$	951,461
2021		951,461
2022		320,736
2023		(625,611)
2024		(100,319)
<b>Total</b>	<b>\$</b>	<b><u>1,497,728</u></b>

**LAKE LAND COLLEGE  
COMMUNITY COLLEGE DISTRICT NO. 517  
MATTOON, ILLINOIS**

**NOTES TO FINANCIAL STATEMENTS  
JUNE 30, 2020**

**NOTE 10: POST-EMPLOYMENT BENEFITS (CONCLUDED)**

*Request for information*

The State of Illinois' Comprehensive Annual Financial Report may be obtained by writing to the State Comptroller's office, Division of Financial Reporting, 325 West Adams Street, Springfield, Illinois, 62704-1871.

**NOTE 11: INTERGOVERNMENTAL AGREEMENT**

In September 2017, the College entered into an educational partnership agreement (Community College Education Agreement) with 36 other Illinois community colleges to provide additional educational programs to the citizens of each district. The cooperating institutions in this agreement will be treated as in district in relation to admission policies for their programs. Colleges sending students to any receiving cooperating institution will no longer pay chargebacks to the receiving college.

**NOTE 12: RISK MANAGEMENT**

The College is exposed to various risks of loss related to torts; theft of, damage to, and destruction of assets; errors and omissions; injuries to employees; and natural disasters, for which the College carries commercial insurance.

The College also carries commercial insurance for all other risks of loss, including general liability, property and worker's compensation insurance. Settled claims resulting from these risk have not exceeded commercial insurance.

*Litigation*

As of June 30, 2020, the College is a defendant in one lawsuit. The College intends to vigorously defend these lawsuits. Management believes that the liability insurance of the College is sufficient to cover any potential asserted claims.

*Federal and State Grants*

The College has received a number of federal and state grants for specific purposes which are subject to review and audit by grantor agencies. Such audits may result in requests for reimbursement to granting agencies for expenditures disallowed under the terms of the grants. Based on prior experience, College management believes that such disallowances, if any, will not be material.

**LAKE LAND COLLEGE  
COMMUNITY COLLEGE DISTRICT NO. 517  
MATTOON, ILLINOIS**

**NOTES TO FINANCIAL STATEMENTS  
JUNE 30, 2020**

**NOTE 13: COMPONENT UNIT**

The Lake Land College Foundation, Inc. (component unit of Lake Land College) accounts for its investments in accordance with financial Accounting Standards Board (FASB) Accounting Standards Codification (ASC) 820, *Fair Value Measurements and Disclosures*, which provides the framework for measuring fair value. The framework provides a fair value hierarchy that priorities the inputs to valuation techniques used to measure fair value. The hierarchy gives the highest priority to unadjusted quoted prices in active markets for identical assets or liabilities (Level 1 measurements) and the lowest priority to unobservable inputs (Level 3 measurements). The three levels of the fair value hierarchy under FASB ASC 820 are described below:

Level 1 – Inputs to the valuation methodology derived from unadjusted quoted prices for identical assets or liabilities in active markets.

Level 2 – Other observable inputs including quoted prices for similar assets or liabilities in active or inactive markets, and inputs that are principally derived from or corroborated by observable market data by correlation or other means.

Level 3 – Inputs to the valuation methodology which are unobservable and significant to the fair value measurements. These inputs are only used when Level 1 or Level 2 inputs are not available.

The Foundation’s investments are held primarily by a national banking association and managed by an investment advisor in accordance with the terms of an investment advisor agreement. Investments shown below were measured at fair value as described in Note 1.

The purpose of the Foundation’s investments is to provide income and capital to meet current and future needs of the Foundation. The earnings of investment funds donated by individuals and businesses are to be distributed on a semi-annual basis primarily for student scholarships. The primary focus behind all investment decisions shall be the achievement of capital protection and the safety and security of all investments.

The following schedule summarizes the investment return and its classification in the Statements of Activities for the years ended June 30, 2020:

	Without Donor Restrictions	With Donor Restrictions	Total
Investment Income	\$ 73,855	\$ 279,090	\$ 352,945
Investment Fees (Expenses)	(18,004)	(69,127)	(87,131)
Realized Gains (Losses)	(44,827)	(185,815)	(230,642)
Unrealized Gains (Losses)	(62,112)	69,917	7,805
Total Investment Return	\$ (51,088)	\$ 94,065	\$ 42,977

**LAKE LAND COLLEGE  
COMMUNITY COLLEGE DISTRICT NO. 517  
MATTOON, ILLINOIS**

**NOTES TO FINANCIAL STATEMENTS  
JUNE 30, 2020**

**NOTE 13: COMPONENT UNIT (CONCLUDED)**

Investments as of June 30, 2020, consisted of the following:

	Fair Value			Total
	Cost	Quoted Prices in Active Markets for Identical Assets (Level 1)	Significant Other Observable Inputs (Level 2)	
Money Market	\$ 247,058	\$ 247,058	\$ -	\$ 247,058
Mutual Funds	2,619,962	2,794,353	-	2,794,353
Exchange Traded Funds	4,441,523	4,983,134	-	4,983,134
Bonds	617,468	-	610,586	610,586
Current	7,926,011	8,024,545	610,586	8,635,131
Bonds	1,454,176	-	1,538,376	1,538,376
Noncurrent	1,454,176	-	1,538,376	1,538,376
Total Investments	<u>\$ 9,380,187</u>	<u>\$ 8,024,545</u>	<u>\$ 2,148,962</u>	<u>\$ 10,173,507</u>

***Liquidity and Availability***

The Foundation's financial assets available for general expenditures, that is, without donor or other restrictions limiting their use, within one year of the balance sheet date, comprise the following:

Cash and Cash Equivalents	\$ 218,581
Equity Securities	1,542,195
Total	<u>\$ 1,760,776</u>

The Foundation's endowment funds consist of donor-restricted endowments and funds designated by the Foundation's Board as endowments. Income from donor-restricted endowments is restricted for specific purposes, with the exception of the fee that may be accessed for management purposes of 1% per annum. Donor-restricted endowments funds are not available for general expenditures. Currently, the Foundation has no board designated funds.

As part of the Foundation's liquidity management plan, cash in excess of the Foundation's daily requirements are invested in short-term investments, CDs, and money market funds as determined by the Foundation's Investment Committee.



**REQUIRED SUPPLEMENTARY INFORMATION**

**LAKE LAND COLLEGE  
COMMUNITY COLLEGE CISTRIC NO. 517  
MATTOON, IL**

**REQUIRED SUPPLEMENTARY INFORMATION - STATE UNIVERSITIES  
RETIREMENT SYSTEM OF ILLINOIS (SURS) TREND DATA - UNAUDITED  
FOR THE YEAR ENDED JUNE 30, 2020**

<b>SCHEDULE OF SHARE OF NET PENSION LIABILITY</b>	<b>FY 2014</b>	<b>FY 2015</b>	<b>FY 2016</b>	<b>FY 2017</b>	<b>FY 2018</b>	<b>FY 2019</b>
<b>LAKE LAND COLLEGE</b>						
( a) Proportion Percentage of the Collective Net Pension Liability	0%	0%	0%	0%	0%	0%
( b) Proportion Amount of the Collective Net Pension Liability	\$ -	\$ -	\$ -	\$ -	\$ -	\$ -
( c) Portion of Nonemployer Contributing Entities' Total Proportion of Collective Net Pension Liability Associated with Employer	133,234,506	139,107,184	154,077,204	147,815,986	161,695,488	163,187,444
Total ( b) + ( c)	<u>\$133,234,506</u>	<u>\$139,107,184</u>	<u>\$154,077,204</u>	<u>\$ 147,815,986</u>	<u>\$ 161,695,488</u>	<u>\$ 163,187,444</u>
Employer DB Covered Payroll	\$ 22,225,415	\$ 21,416,911	\$ 21,444,618	\$ 20,492,289	\$ 21,023,554	\$ 23,416,665
Proportion of Collective Net Pension Liability associated with Employer as a Percentage of DB Covered Payroll	599.47%	649.52%	718.49%	721.32%	769.12%	696.89%
SURS Plan Net Position as a Percentage of Total Pension Liability	44.39%	42.37%	39.58%	42.04%	42.27%	40.71%

<b>SCHEDULE OF CONTRIBUTIONS</b>	<b>FY 2014</b>	<b>FY 2015</b>	<b>FY 2016</b>	<b>FY 2017</b>	<b>FY 2018</b>	<b>FY 2019</b>	<b>FY 2020</b>
<b>LAKE LAND COLLEGE</b>							
Federal, Trust, Grant and Other Contribution	\$ 44,728	\$ 86,474	\$ 69,447	\$ 60,841	\$ 62,379	\$ 69,680	\$ 75,281
Contribution in Relation to Required Contribution	44,728	86,474	69,447	60,841	62,379	69,680	75,281
Contribution Deficiency (Excess)	<u>\$ -</u>	<u>\$ -</u>	<u>\$ -</u>	<u>\$ -</u>	<u>\$ -</u>	<u>\$ -</u>	<u>\$ -</u>
Employer Covered Payroll	\$ 514,282	\$ 738,466	547,258	485,562	500,636	566,963	578,192
Contributions as a Percentage of Covered Payroll	8.70%	11.71%	12.69%	12.53%	12.46%	12.29%	13.02%

<b>LAKE LAND COLLEGE</b>	<b>FY 2014</b>	<b>FY 2015</b>	<b>FY 2016</b>	<b>FY 2017</b>	<b>FY 2018</b>	<b>FY 2019</b>	<b>FY 2020</b>
On-Behalf Payments for Community College Health Insurance Program	\$ 111,183	\$ 109,111	\$ 110,412	\$ 103,716	\$ 106,230	\$ 120,991	\$ 119,663

\* Note: The System implemented GASB No. 68 in fiscal year 2015. The information above is presented for as many years as available. The Schedule is intended to show information for 10 years.

Fiscal Year 2020 Total DB Contribution: \$ 1,807,364

Fiscal Year 2020 Total SMP Contributions: \$ 260,350

**LAKE LAND COLLEGE  
COMMUNITY COLLEGE CISTRICIT NO. 517  
MATTOON, IL**

**NOTES TO REQUIRED PENSION SUPPLEMENTARY INFORMATION - *UNAUDITED*  
FOR THE YEAR ENDED JUNE 30, 2020**

*Changes of Benefit Terms.*

There were no benefit changes recognized in the Total Pension Liability as of June 30, 2019.

*Changes of Assumptions.*

Changes of Assumptions. In accordance with Illinois Compiled Statutes, an actuarial review is to be performed at least once every three years to determine the reasonableness of actuarial assumptions regarding the retirement, disability, mortality, turnover, interest, and salary of the members and benefit recipients of SURS. An experience review for the years June 30, 2014 to June 30, 2017 was performed in February 2018, resulting in the adoption of new assumptions as of June 30, 2018.

- Salary Increase: Decrease in the overall assumed salary increase rates, ranging from 3.25 percent to 12.25 percent based on the years of service, with underlying wage inflation of 2.25 percent.
- Investment Return: Decrease in investment return assumption to 6.75 percent. This reflects maintaining an assumed real rate of return of 4.50 percent and decreasing the underlying assumed price inflation of 2.25 percent.
- Effective rate of Interest: Decrease the long-term assumption for the ERI for crediting the money purchase accounts to 6.75 percent (effective July 2, 2019).
- Normal Retirement Rates: A slight increase in the retirement rate at age 50. No change to the rates for ages 60-61, 67-74, and 80+, but a slight decrease in rates at all other ages. A rate of 50 percent if the member has 40 or more years of services and is younger than age 80.
- Early Retirement Rates: Decrease in rates for all Tier 1 early retirement eligibility ages (55-59).
- Turnover Rates: Change rates to produce lower expected turnover for members with less than 10 years of services and higher turnover for members with more than 10 years of service.
- Mortality Rates: Maintain the RP-2014 mortality tables with projected generational mortality improvement. Update the projection scale from the MP-2014 to the MP-2017 scale.
- Disability Rates: Decrease rates and have separate rates for males and females to reflect observed experience.

**LAKE LAND COLLEGE  
COMMUNITY COLLEGE CISTRIC NO. 517  
MATTOON, IL**

**REQUIRED SUPPLEMENTARY INFORMATION - STATE UNIVERSITIES  
OTHER POST-EMPLOYMENT BENEFIT SYSTEM OF ILLINOIS TREND DATA - *UNAUDITED*  
FOR THE YEAR ENDED JUNE 30, 2020**

	2019	2018	2017	2016
Employer's Proportion (percentage) of Collective Net OPEB Liability	1.347859%	1.216456%	1.195476%	1.218243%
Employer's Proportion (amount) of Collective Net OPEB Liability	\$ 25,454,857	\$ 22,933,246	\$ 21,801,147	\$ 22,171,518
Non-Employer Proportion (amount) of Collective Net OPEB Liability	25,454,857	22,933,246	21,514,012	23,100,835
TOTAL	<u>\$ 50,909,714</u>	<u>\$ 45,866,492</u>	<u>\$ 43,315,159</u>	<u>\$ 45,272,353</u>
Employer's Covered-Employee Payroll	\$ 566,963	\$ 500,636	\$ 485,562	\$ 547,258
Employer's Proportionate Share (amount) of the Collective Net OPEB Liability as a Percentage of the Employer's Covered Payroll	4489.69%	4580.82%	4489.88%	4051.39%
Plan's Fiduciary Net Position as a Percent of Total OPEB Liability	68.01%	71.07%	85.24%	118.31%

This schedule is presented to illustrate the requirement to show information for 10 years. However, until a full 10-year trend is compiled, governments should present information for those years for which information is available.

**REQUIRED SUPPLEMENTARY INFORMATION - STATE UNIVERSITIES  
SCHEDULE OF STATE CONTRIBUTIONS - *UNAUDITED*  
FOR THE YEAR ENDED JUNE 30, 2020**

	2019	2018	2017	2016
Statutorily Required Contribution **	\$ 120,991	\$ 106,230	\$ 103,716	\$ 110,412
Contributions in Relation to the Employer's Covered-Employee Payroll	21.34%	21.22%	21.36%	20.18%
Annual Contribution Deficiency (Excess) **	N/A	N/A	N/A	N/A

\*\* Statutorily Required Contributions = Actual Contributions

This schedule is presented to illustrate the requirement to show information for 10 years. However, until a full 10-year trend is compiled, governments should present information for those years for which information is available.

**LAKE LAND COLLEGE  
COMMUNITY COLLEGE CISTRICIT NO. 517  
MATTOON, IL**

**REQUIRED SUPPLEMENTARY INFORMATION - STATE UNIVERSITIES  
NOTES TO REQUIRED OPEB SUPPLEMENTARY INFORMATION - *UNAUDITED*  
FOR THE YEAR ENDED JUNE 30, 2020**

Valuation Date	June 30, 2018
Measurement Date	June 30, 2019
Sponsor's Fiscal year End	June 30, 2020

***Methods and Assumptions Used to Determine Actuarial Liability and Contributions:***

Actuarial Cost Method	Entry Age Normal, us Entry Age Normal, used to measure the Total OPEB Liability
Contribution Policy	Benefits are financed on pay-as-you-go basis. Contribution rates are defined by statute. For fiscal years end June 30, 2019, contribution rates are 0.50% of pay for active members, 0.50% of pay for community colleges and 0.50% of pay for the State. Retired members contribute a percentage of premium rates. The goal of the policy is to finance current year cost plus a margin for incurred buy not paid plan cost.
Asset Valuation Method	Market value
Investment Rate of Return	0%, net of OPEB plan investment expenses, including inflation, for all plan years.
Inflation	2.25%
Salary Increases	Depends on service and ranges from 12.25% at less than 1 year of service to 3.25% at 34 or more years of service. Salary increases includes a 3.25% wage inflation assumption.
Retirement Age	Experience-based table of rates that are specific to the type of eligibility condition. Last updated for the June 30, 2018, actuarial valuation of SURS.
Mortality	Retirement and Beneficiary Annuitants: RP-2014 White Collar Annuitant Mortality Table. Disabled Annuitants: RP-2014 Disabled Annuitant Table. Pre-Retirement: RP-2014 White Collar Table. Tables are adjusted for SURS experience. All tables reflect future mortality improvements using Projection Scale MP-2017.
Healthcare Cost Trend Rates	Actual trend used for fiscal year 2019 based on premium increases. For fiscal years on and after 2020, trends start at 8.00% and 9.00% for non-Medicare cost and post-Medicare costs, respectively, and gradually decreases to an ultimate trend of 4.50%. Additional trend rate of 0.40% is added to non-Medicare cost on and after 2022 to account for the Excise Tax.
Aging Factors	Based on the 2013 SOA Study "Health Care Costs – From Birth to Death"
Expenses	Health administrative expenses are included in the development of the per capita claims costs. Operating expenses are included as a component of the Annual OPEB Expense.

**SUPPLEMENTAL INFORMATION**

**Financial Statements**

**LAKE LAND COLLEGE  
COMMUNITY COLLEGE DISTRICT NO. 517  
MATTOON, ILLINOIS**

**COMBINED BALANCE SHEET  
ALL FUND TYPES  
JUNE 30, 2020**

	Governmental Fund Types					Proprietary Fund Type	Fiduciary Fund Type	Total (Memorandum Only)
	General	Special Revenue	Bond and Interest	Capital Projects	Working Cash Fund	Enterprise	Trust and Agency	
<b>Assets</b>								
Cash and Cash Equivalents	\$ 1,748,484	\$ 4,714	\$ 64,123	\$ 79,790	\$ 627,671	\$ 372,270	\$ 789	\$ 2,897,841
Investments	-	-	-	11,932,368	50,576,154	-	-	62,508,522
Receivables								
Property Taxes	8,738,766	1,559,317	6,384,803	1,500,645	-	-	-	18,183,531
Governmental Claims	801,937	4,938,978	-	-	-	-	-	5,740,915
Tuition and Fees, Net of Allowance for Doubtful Accounts of \$4,964,863	1,220,651	-	-	-	-	-	-	1,220,651
Other	274,918	754,614	-	1,000,000	-	20,939	84	2,050,555
Due From Other Funds	29,277,789	58,000	3,700,000	-	-	1,500,000	219,000	34,754,789
Inventories	-	-	-	-	-	179,432	-	179,432
Prepaid Expenses	576,562	250,624	-	-	-	-	-	827,186
Capital Assets, Net of Depreciation	-	-	-	-	-	320,170	-	320,170
Total Assets	<u>42,639,107</u>	<u>7,566,247</u>	<u>10,148,926</u>	<u>14,512,803</u>	<u>51,203,825</u>	<u>2,392,811</u>	<u>219,873</u>	<u>128,683,592</u>
<b>Deferred Outflows of Resources</b>	-	-	-	-	-	-	-	-
<b>Total Assets and Deferred Outflows of Resources</b>	<u>\$ 42,639,107</u>	<u>\$ 7,566,247</u>	<u>\$ 10,148,926</u>	<u>\$ 14,512,803</u>	<u>\$ 51,203,825</u>	<u>\$ 2,392,811</u>	<u>\$ 219,873</u>	<u>\$ 128,683,592</u>
<b>Liabilities</b>								
Accounts Payable	\$ 4,921,606	\$ 696,790	\$ -	\$ 447,142	\$ -	\$ 16,522	\$ -	\$ 6,082,060
Accrued Salaries	990,437	56,475	-	-	-	3,200	-	1,050,112
Accrued Compensated Absences	357,460	-	-	-	-	-	-	357,460
Planned Retirement Payable	2,099,356	-	-	-	-	-	-	2,099,356
Deposits Held in Custody	-	-	-	-	-	-	219,873	219,873
Unearned Revenue	-	115,808	-	-	-	-	-	115,808
Due To Other Funds	-	5,169,789	-	4,900,000	25,000,000	-	-	35,069,789
Total Liabilities	<u>8,368,859</u>	<u>6,038,862</u>	<u>-</u>	<u>5,347,142</u>	<u>25,000,000</u>	<u>19,722</u>	<u>219,873</u>	<u>44,994,458</u>
<b>Deferred Inflows of Resources</b>								
Deferred Tuition and Fees	1,433,405	-	-	-	-	-	-	1,433,405
Deferred Property Taxes	9,221,517	1,646,212	6,743,034	1,583,735	-	-	-	19,194,498
Total Deferred Inflows of Resources	<u>10,654,922</u>	<u>1,646,212</u>	<u>6,743,034</u>	<u>1,583,735</u>	<u>-</u>	<u>-</u>	<u>-</u>	<u>20,627,903</u>
<b>Fund Equities</b>								
Net Investment in Capital Assets	-	-	-	-	-	320,170	-	320,170
Retained Earnings - Unreserved Unreserved	-	-	-	-	-	2,052,919	-	2,052,919
Designated	-	(118,827)	3,405,892	7,581,926	-	-	-	10,868,991
Undesignated	23,615,326	-	-	-	26,203,825	-	-	49,819,151
Total Fund Balances (Deficits)	<u>23,615,326</u>	<u>(118,827)</u>	<u>3,405,892</u>	<u>7,581,926</u>	<u>26,203,825</u>	<u>2,373,089</u>	<u>-</u>	<u>63,061,231</u>
<b>Total Liabilities, Deferred Inflows of Resources, and Fund Balances</b>	<u>\$ 42,639,107</u>	<u>\$ 7,566,247</u>	<u>\$ 10,148,926</u>	<u>\$ 14,512,803</u>	<u>\$ 51,203,825</u>	<u>\$ 2,392,811</u>	<u>\$ 219,873</u>	<u>\$ 128,683,592</u>

**LAKE LAND COLLEGE  
COMMUNITY COLLEGE DISTRICT NO. 517  
MATTOON, ILLINOIS**

**COMBINED STATEMENT OF REVENUES, EXPENDITURES, AND CHANGES IN FUND BALANCES  
ALL GOVERNMENTAL FUND TYPES  
FOR THE YEAR ENDED JUNE 30, 2020**

	Governmental Fund Types					Total (Memorandum Only)
	General	Special Revenue	Bond and Interest	Capital Projects	Working Cash Fund	
<b>Revenues</b>						
Local Government	\$ 8,835,620	\$ 1,466,074	\$ 6,708,530	\$ 1,507,896	\$ -	\$ 18,518,120
State Government	11,948,590	11,839,232	-	-	-	23,787,822
Federal Government	-	12,614,057	-	-	-	12,614,057
Student Tuition and Fees, Net of Change in Allowance of \$478,102	12,798,560	-	-	-	-	12,798,560
Investment Income (Loss)	25,528	-	(850)	202,720	1,037,023	1,264,421
Nongovernmental Gifts, Grants, and Bequests	158,873	10,000	-	1,500,000	-	1,668,873
Other	1,283,671	62,806	-	-	-	1,346,477
<b>Total Revenue</b>	<u>35,050,842</u>	<u>25,992,169</u>	<u>6,707,680</u>	<u>3,210,616</u>	<u>1,037,023</u>	<u>71,998,330</u>
On-Behalf - State Universities Retirement System	-	20,034,869	-	-	-	20,034,869
On-Behalf - Community College Health Insurance Program	-	1,624,621	-	-	-	1,624,621
<b>Total On-Behalf Payments</b>	<u>-</u>	<u>21,659,490</u>	<u>-</u>	<u>-</u>	<u>-</u>	<u>21,659,490</u>
<b>Total Revenues</b>	<u>35,050,842</u>	<u>47,651,659</u>	<u>6,707,680</u>	<u>3,210,616</u>	<u>1,037,023</u>	<u>93,657,820</u>
<b>Expenditures</b>						
Instruction	12,526,131	9,743,361	-	-	-	22,269,492
Academic Support	889,656	-	-	-	-	889,656
Student Services	2,024,875	365,054	-	-	-	2,389,929
Public Service/Continuing Education	661,341	3,346,132	-	-	-	4,007,473
Operation and Maintenance of Plant	3,002,376	527,383	-	45,132	-	3,574,891
Institutional Support	13,410,733	3,597,152	545,897	-	199,161	17,752,943
Scholarships, Student Grants, and Waivers	744,982	8,701,294	-	-	-	9,446,276
Capital Outlay	2,575,548	69,179	-	9,546,058	-	12,190,785
<b>Total Expenditures</b>	<u>35,835,642</u>	<u>26,349,555</u>	<u>545,897</u>	<u>9,591,190</u>	<u>199,161</u>	<u>72,521,445</u>
On-Behalf - State Universities Retirement System	-	20,034,869	-	-	-	20,034,869
On-Behalf - Community College Health Insurance Program	-	1,624,621	-	-	-	1,624,621
<b>Total On-Behalf Payments</b>	<u>-</u>	<u>21,659,490</u>	<u>-</u>	<u>-</u>	<u>-</u>	<u>21,659,490</u>
<b>Total Expenditures</b>	<u>35,835,642</u>	<u>48,009,045</u>	<u>545,897</u>	<u>9,591,190</u>	<u>199,161</u>	<u>94,180,935</u>
<b>Excess (Deficiency) of Revenue over Expenditures</b>	<u>(784,800)</u>	<u>(357,386)</u>	<u>6,161,783</u>	<u>(6,380,574)</u>	<u>837,862</u>	<u>(523,115)</u>
<b>Other Financing Sources (Uses)</b>						
Bond Proceeds	2,500,000	-	-	8,565,000	-	11,065,000
Bond Premium	-	-	1,872,849	-	-	1,872,849
Debt Certificate Proceeds	2,500,000	-	-	9,025,000	-	11,525,000
Principal Payment on Debt	-	-	(6,089,991)	(9,571,556)	-	(15,661,547)
Bond Issue Cost	-	-	(138,550)	-	-	(138,550)
Transfers From (To) Other Funds	(2,164,607)	3,607	123,517	750,000	-	(1,287,483)
<b>Total Other Financing Sources (Uses)</b>	<u>2,835,393</u>	<u>3,607</u>	<u>(4,232,175)</u>	<u>8,768,444</u>	<u>-</u>	<u>7,375,269</u>
<b>Excess Revenues and Other Sources Over (Under) Expenditures and Other Uses</b>	2,050,593	(353,779)	1,929,608	2,387,870	837,862	6,852,154
<b>Fund Balances, July 1, 2019</b>	<u>21,564,733</u>	<u>234,952</u>	<u>1,476,284</u>	<u>5,194,056</u>	<u>25,365,963</u>	<u>53,835,988</u>
<b>Fund Balances (Deficits), June 30, 2020</b>	<u>\$ 23,615,326</u>	<u>\$ (118,827)</u>	<u>\$ 3,405,892</u>	<u>\$ 7,581,926</u>	<u>\$ 26,203,825</u>	<u>\$ 60,688,142</u>



**LAKE LAND COLLEGE  
COMMUNITY COLLEGE DISTRICT NO. 517  
MATTOON, ILLINOIS**

**COMBINED STATEMENT OF REVENUES, EXPENDITURES, AND CHANGES IN FUND BALANCES  
BUDGET AND ACTUAL  
ALL GOVERNMENTAL FUND TYPES  
FOR THE YEAR ENDED JUNE 30, 2020**

	General Fund		Special Revenue Funds		Bond and Interest Fund		Capital Projects Fund	
	Budget	Actual	Budget	Actual	Budget	Actual	Budget	Actual
<b>Revenues</b>								
Local Government	\$ 9,013,374	\$ 8,835,620	\$ 1,427,319	\$ 1,466,074	\$ 6,599,225	\$ 6,708,530	\$ 1,564,000	\$ 1,507,896
State Government	30,631,023	11,948,590	17,552,369	11,839,232	-	-	-	-
Federal Government	14,296	-	8,401,792	12,614,057	-	-	-	-
Student Tuition and Fees, Net of Change in Allowance of \$478,102	13,122,768	12,798,560	-	-	-	-	-	-
Interest Income	146,000	25,528	-	-	-	(850)	-	202,720
Nongovernmental Gifts, Grants, and Bequests	-	158,873	-	10,000	-	-	-	1,500,000
Other	5,941,738	1,283,671	99,000	62,806	-	-	-	-
<b>Total Direct Revenues</b>	<b>58,869,199</b>	<b>35,050,842</b>	<b>27,480,480</b>	<b>25,992,169</b>	<b>6,599,225</b>	<b>6,707,680</b>	<b>1,564,000</b>	<b>3,210,616</b>
On-Behalf - State Universities Retirement System	-	-	-	20,034,869	-	-	-	-
On-Behalf - Community College Health Insurance Program	-	-	-	1,624,621	-	-	-	-
Total On-Behalf Payments	-	-	-	21,659,490	-	-	-	-
<b>Total Revenues</b>	<b>58,869,199</b>	<b>35,050,842</b>	<b>27,480,480</b>	<b>47,651,659</b>	<b>6,599,225</b>	<b>6,707,680</b>	<b>1,564,000</b>	<b>3,210,616</b>
<b>Expenditures</b>								
Instruction	27,717,888	12,526,131	13,722,283	9,743,361	-	-	-	-
Academic Support	1,593,327	889,656	-	-	-	-	-	-
Student Services	3,763,424	2,024,875	739,514	365,054	-	-	-	-
Public Service/Continuing Education	1,087,768	661,341	2,945,905	3,346,132	-	-	-	-
Operation and Maintenance of Plant	4,725,726	3,002,376	753,869	527,383	-	-	-	45,132
Institutional Support	17,257,660	13,410,733	946,357	3,597,152	669,975	545,897	-	-
Scholarships, Student Grants, and Waivers	1,235,066	744,982	8,951,789	8,701,294	-	-	-	-
Capital Outlay	80,212	2,575,548	-	69,179	-	-	4,689,500	9,546,058
<b>Total Direct Expenditures</b>	<b>57,461,071</b>	<b>35,835,642</b>	<b>28,059,717</b>	<b>26,349,555</b>	<b>669,975</b>	<b>545,897</b>	<b>4,689,500</b>	<b>9,591,190</b>
On-Behalf - State Universities Retirement System	-	-	-	20,034,869	-	-	-	-
On-Behalf - Community College Health Insurance Program	-	-	-	1,624,621	-	-	-	-
Total On-Behalf Payments	-	-	-	21,659,490	-	-	-	-
<b>Total Expenditures</b>	<b>57,461,071</b>	<b>35,835,642</b>	<b>28,059,717</b>	<b>48,009,045</b>	<b>669,975</b>	<b>545,897</b>	<b>4,689,500</b>	<b>9,591,190</b>
<b>Excess Revenues Over (Under) Expenditures</b>	<b>1,408,128</b>	<b>(784,800)</b>	<b>(579,237)</b>	<b>(357,386)</b>	<b>5,929,250</b>	<b>6,161,783</b>	<b>(3,125,500)</b>	<b>(6,380,574)</b>
<b>Other Financing Sources (Uses)</b>								
Bond Proceeds	-	2,500,000	-	-	-	-	7,650,000	8,565,000
Bond Premium	-	-	-	-	-	1,872,849	-	-
Debt Certificate Proceeds	-	2,500,000	-	-	-	-	7,650,000	9,025,000
Principal Payment on Debt	-	-	-	-	(6,090,000)	(6,089,991)	(7,650,000)	(9,571,556)
Bond Issue Cost	-	-	-	-	-	(138,550)	-	-
Transfers From (To) Other Funds	(1,408,128)	(2,164,607)	-	3,607	-	123,517	-	750,000
<b>Total Other Financing Sources (Uses)</b>	<b>(1,408,128)</b>	<b>2,835,393</b>	<b>-</b>	<b>3,607</b>	<b>(6,090,000)</b>	<b>(4,232,175)</b>	<b>7,650,000</b>	<b>8,768,444</b>
<b>Excess Revenues and Other Sources Over (Under) Expenditures and Other Uses</b>	<b>\$ -</b>	<b>2,050,593</b>	<b>\$ (579,237)</b>	<b>(353,779)</b>	<b>\$ (160,750)</b>	<b>1,929,608</b>	<b>\$ 4,524,500</b>	<b>2,387,870</b>
<b>Fund Balancea, July 1, 2019</b>		<b>21,564,733</b>		<b>234,952</b>		<b>1,476,284</b>		<b>5,194,056</b>
<b>Fund Balances (Deficits), June 30, 2020</b>		<b>\$ 23,615,326</b>		<b>\$ (118,827)</b>		<b>\$ 3,405,892</b>		<b>\$ 7,581,926</b>

**LAKE LAND COLLEGE  
COMMUNITY COLLEGE DISTRICT NO. 517  
MATTOON, ILLINOIS**

**STATEMENT OF REVENUES, EXPENSES, AND CHANGES IN RETAINED EARNINGS  
BUDGET AND ACTUAL  
PROPRIETARY FUND TYPE  
FOR THE YEAR ENDED JUNE 30, 2020**

	<b>Proprietary Fund Type</b>	
	<b>Enterprise Fund</b>	
	<b>Budget</b>	<b>Actual</b>
<b>Operating Revenues</b>		
Bookstore	\$ 636,084	\$ 625,401
Food Service	14,700	12,642
Activity Fees	320,000	243,809
Print Shop	638,066	686,951
Farm Revenue	94,675	102,185
Other	15,000	2,293
<b>Total Operating Revenue</b>	<u>1,718,525</u>	<u>1,673,281</u>
<b>Operating Expenses</b>		
Salaries	642,919	629,315
Employee Benefits	144,417	149,386
Contractual Services	198,660	95,926
General Material and Supplies	782,054	829,193
Conference and Meeting	115,711	127,144
Fixed Charges	327,426	366,662
Capital Outlay	10,000	7,514
Other	748,755	774,256
<b>Total Operating Expenses</b>	<u>2,969,942</u>	<u>2,979,396</u>
<b>Operating Income (Loss)</b>	(1,251,417)	(1,306,115)
<b>Non-operating Revenues (Expenses)</b>	<u>-</u>	<u>-</u>
<b>Income (Loss) Before Operating Transfers</b>	(1,251,417)	(1,306,115)
<b>Operating Transfers From (To) Other Funds</b>	<u>1,101,810</u>	<u>1,287,483</u>
<b>Net Income (Loss)</b>	<u>\$ (149,607)</u>	(18,632)
<b>Retained Earnings, July 1, 2019</b>		<u>2,391,721</u>
<b>Retained Earnings, June 30, 2020</b>		<u>\$ 2,373,089</u>

**LAKE LAND COLLEGE  
COMMUNITY COLLEGE DISTRICT NO. 517  
MATTOON, ILLINOIS**

**STATEMENT OF CASH FLOWS  
PROPRIETARY FUND TYPE  
FOR THE YEAR ENDED JUNE 30, 2020**

	Proprietary Fund Type
	Enterprise
	Fund
<b>Cash Flows from Operating Activities:</b>	
Cash Received from Customers	\$ 1,782,733
Cash Payments to Suppliers and Others	(2,151,913)
Cash Payments to Employees for Service	(775,501)
<b>Net Cash Provided (Used) by Operating Activities</b>	<b>(1,144,681)</b>
 <b>Cash Flows from Noncapital Financing Activities</b>	
Operating Transfers In	1,287,483
Change in Due From/To Other Funds	(500,000)
<b>Net Cash Provided (Used) by Noncapital Financing Activities</b>	<b>787,483</b>
 <b>Cash Flows from Investing Activities</b>	
Purchase of Capital Asset	(32,950)
Loss on Capital Asset Disposal	22,226
<b>Net Cash Provided by Investing Activities</b>	<b>(10,724)</b>
 <b>Net Increase (Decrease) in Cash and Cash Equivalents</b>	<b>(367,922)</b>
 <b>Cash and Cash Equivalents, July 1, 2019</b>	<b>740,192</b>
 <b>Cash and Cash Equivalents, June 30, 2020</b>	<b>\$ 372,270</b>
 <b>Reconciliation of Operating Income (Loss) to</b>	
<b>Net Cash Provided (Used) by Operating Activities:</b>	
Operating Income (Loss)	\$ (1,306,115)
 <b>Adjustments to Reconcile Operating Income (Loss) to Net</b>	
<b>Cash Provided by (Used for) Operating Activities:</b>	
Depreciation	38,204
(Increase) Decrease in Inventories	111,790
(Increase) Decrease in Receivables and Other Assets	(2,338)
Increase (Decrease) in Accounts Payable	10,578
Increase (Decrease) in Accrued Expenses and Other Liabilities	3,200
<b>Net Cash Provided (Used) by Operating Activities</b>	<b>\$ (1,144,681)</b>

**LAKE LAND COLLEGE  
COMMUNITY COLLEGE DISTRICT NO. 517  
MATTOON, ILLINOIS**

**COMBINING BALANCE SHEET  
GOVERNMENTAL FUND TYPES - GENERAL FUND  
JUNE 30, 2020**

	Education Fund	Operations and Maintenance Fund	Total General Fund
	<u>                    </u>	<u>                    </u>	<u>                    </u>
<b>Assets</b>			
Current Assets			
Cash and Cash Equivalents	\$ 1,128,195	\$ 620,289	\$ 1,748,484
Accounts Receivable			
Property Taxes	7,988,444	750,322	8,738,766
Governmental Claims	801,937	-	801,937
Tuition and Fees, Net of Allowance for Doubtful Accounts of \$5,214,464	1,220,651	-	1,220,651
Other	274,918	-	274,918
Due From Other Funds	27,277,789	2,000,000	29,277,789
Prepaid Expenses	576,562	-	576,562
Total Assets	<u>39,268,496</u>	<u>3,370,611</u>	<u>42,639,107</u>
<b>Total Assets and Deferred Outflows of Resources</b>	<u>\$ 39,268,496</u>	<u>\$ 3,370,611</u>	<u>\$ 42,639,107</u>
<b>Liabilities</b>			
Current Liabilities			
Accounts Payable	\$ 4,783,968	\$ 137,638	\$ 4,921,606
Accrued Salaries	990,437	-	990,437
Accrued Compensated Absences	357,460	-	357,460
Planned Retirement Payable	2,099,356	-	2,099,356
Total Liabilities	<u>8,231,221</u>	<u>137,638</u>	<u>8,368,859</u>
<b>Deferred Inflows of Resources</b>			
Deferred Tuition and Fees	1,433,405	-	1,433,405
Deferred Property Taxes	8,429,650	791,867	9,221,517
<b>Total Deferred Inflows of Resources</b>	<u>9,863,055</u>	<u>791,867</u>	<u>10,654,922</u>
<b>Fund Balances</b>			
Unreserved	<u>21,174,220</u>	<u>2,441,106</u>	<u>23,615,326</u>
<b>Total Liabilities, Deferred Inflows of Resources, and Fund Balances</b>	<u>\$ 39,268,496</u>	<u>\$ 3,370,611</u>	<u>\$ 42,639,107</u>

**LAKE LAND COLLEGE  
COMMUNITY COLLEGE DISTRICT NO. 517  
MATTOON, ILLINOIS**

**COMBINING STATEMENT OF REVENUES, EXPENDITURES, AND  
CHANGES IN FUND BALANCES  
GOVERNMENTAL FUND TYPES - GENERAL FUND  
FOR THE YEAR ENDED JUNE 30, 2020**

	Education Fund	Operations and Maintenance Fund	Total General Funds
<b>Revenues</b>			
Local Government	\$ 8,083,228	\$ 752,392	\$ 8,835,620
State Government	9,086,148	2,862,442	11,948,590
Student Tuition and Fees, Net of Change in Allowance of \$249,601	12,798,560	-	12,798,560
Investment Income (Loss)	25,528	-	25,528
Nongovernmental Gifts, Grants, and Bequests	73,361	85,512	158,873
Other	967,849	315,822	1,283,671
<b>Total Revenues</b>	<u>31,034,674</u>	<u>4,016,168</u>	<u>35,050,842</u>
<b>Total Revenues</b>	<u>31,034,674</u>	<u>4,016,168</u>	<u>35,050,842</u>
<b>Expenditures</b>			
Instruction	12,526,131	-	12,526,131
Academic Support	889,656	-	889,656
Student Services	2,024,875	-	2,024,875
Public Service/Continuing Education	661,341	-	661,341
Operation and Maintenance of Plant	-	3,002,376	3,002,376
Institutional Support	13,410,733	-	13,410,733
Scholarships, Student Grants, and Waivers	744,982	-	744,982
Capital Outlay	1,238,818	1,336,730	2,575,548
<b>Total Direct Expenditures</b>	<u>31,496,536</u>	<u>4,339,106</u>	<u>35,835,642</u>
<b>Total Expenditures</b>	<u>31,496,536</u>	<u>4,339,106</u>	<u>35,835,642</u>
<b>Excess Revenues Over (Under) Expenditures</b>	<u>(461,862)</u>	<u>(322,938)</u>	<u>(784,800)</u>
<b>Other Financing Sources (Uses)</b>			
Bond Proceeds	2,500,000	-	2,500,000
Debt Certificate Proceeds	2,500,000	-	2,500,000
Transfers From (To) Other Funds	(2,169,277)	4,670	(2,164,607)
<b>Total Other Financing Sources (Uses)</b>	<u>2,830,723</u>	<u>4,670</u>	<u>2,835,393</u>
<b>Excess Revenues and Other Sources Over (Under) Expenditures and Other Uses</b>	2,368,861	(318,268)	2,050,593
<b>Fund Balances, July 1, 2019</b>	<u>18,805,359</u>	<u>2,759,374</u>	<u>21,564,733</u>
<b>Fund Balances (Deficits), June 30, 2020</b>	<u>\$ 21,174,220</u>	<u>\$ 2,441,106</u>	<u>\$ 23,615,326</u>

**LAKE LAND COLLEGE  
COMMUNITY COLLEGE DISTRICT NO. 517  
MATTOON, ILLINOIS**

**COMBINING BALANCE SHEET  
GOVERNMENTAL FUND TYPES - SPECIAL REVENUE FUNDS  
JUNE 30, 2020**

	Restricted Purposes Fund	Audit Fund	Liability, Protection and Settlement Fund	Total Special Revenue Funds
<b>Assets</b>				
Current Assets				
Cash and Cash Equivalents	\$ 419	\$ 73	\$ 4,222	\$ 4,714
Accounts Receivable				
Property Taxes	-	86,959	1,472,358	1,559,317
Governmental Claims	4,938,978	-	-	4,938,978
Other Receivables	754,614	-	-	754,614
Due From Other Funds	-	58,000	-	58,000
Prepaid Expenses	-	-	250,624	250,624
Total Assets	<u>5,694,011</u>	<u>145,032</u>	<u>1,727,204</u>	<u>7,566,247</u>
<b>Deferred Outflows of Resources</b>	-	-	-	-
<b>Total Assets and Deferred Outflows of Resources</b>	<u>\$ 5,694,011</u>	<u>\$ 145,032</u>	<u>\$ 1,727,204</u>	<u>\$ 7,566,247</u>
<b>Liabilities</b>				
Current Liabilities				
Accounts Payable	\$ 696,790	\$ -	\$ -	\$ 696,790
Accrued Salaries	56,475	-	-	56,475
Unearned Revenue	115,808	-	-	115,808
Due To Other Funds	4,694,789	-	475,000	5,169,789
Total Liabilities	<u>5,563,862</u>	<u>-</u>	<u>475,000</u>	<u>6,038,862</u>
<b>Deferred Inflows of Resources</b>				
Deferred Property Taxes	-	91,811	1,554,401	1,646,212
<b>Fund Balances</b>				
Reserved	130,149	53,221	(302,197)	(118,827)
<b>Total Liabilities, Deferred Inflows of Resources, and Fund Balances</b>	<u>\$ 5,694,011</u>	<u>\$ 145,032</u>	<u>\$ 1,727,204</u>	<u>\$ 7,566,247</u>

**LAKE LAND COLLEGE  
COMMUNITY COLLEGE DISTRICT NO. 517  
MATTOON, ILLINOIS**

**COMBINING STATEMENT OF REVENUES, EXPENDITURES, AND  
CHANGES IN FUND BALANCES  
GOVERNMENTAL FUND TYPES - SPECIAL REVENUE FUNDS  
FOR THE YEAR ENDED JUNE 30, 2020**

	Restricted Purposes Fund	Audit Fund	Liability, Protection and Settlement Fund	Total Special Revenue Funds
<b>Revenues</b>				
Local Government	\$ 104,639	\$ 61,173	\$ 1,300,262	\$ 1,466,074
State Government	11,839,232	-	-	11,839,232
Federal Government	12,614,057	-	-	12,614,057
Nongovernmental Gifts, Grants, and Bequests	10,000	-	-	10,000
Other	62,806	-	-	62,806
Total Revenue	<u>24,630,734</u>	<u>61,173</u>	<u>1,300,262</u>	<u>25,992,169</u>
On-Behalf - State Universities Retirement System	20,034,869	-	-	20,034,869
On-Behalf - Community College Health Insurance Program	1,624,621	-	-	1,624,621
Total On-Behalf Revenue	<u>21,659,490</u>	<u>-</u>	<u>-</u>	<u>21,659,490</u>
<b>Total Revenues</b>	<u>46,290,224</u>	<u>61,173</u>	<u>1,300,262</u>	<u>47,651,659</u>
<b>Expenditures</b>				
Instruction	9,743,361	-	-	9,743,361
Student Services	267,375	-	97,679	365,054
Public Service/Continuing Education	3,346,132	-	-	3,346,132
Operations and Maintenance of Plant	14,148	-	513,235	527,383
Institutional Support	2,447,789	90,298	1,059,065	3,597,152
Scholarships, Student Grants, and Waivers	8,701,294	-	-	8,701,294
Capital Outlay	69,179	-	-	69,179
Total Direct Expenditures	<u>24,589,278</u>	<u>90,298</u>	<u>1,669,979</u>	<u>26,349,555</u>
On-Behalf - State Universities Retirement System	20,034,869	-	-	20,034,869
On-Behalf - Community College Health Insurance Program	1,624,621	-	-	1,624,621
Total On-Behalf Payments	<u>21,659,490</u>	<u>-</u>	<u>-</u>	<u>21,659,490</u>
<b>Total Expenditures</b>	<u>46,248,768</u>	<u>90,298</u>	<u>1,669,979</u>	<u>48,009,045</u>
<b>Excess Revenues Over (Under) Expenditures</b>	41,456	(29,125)	(369,717)	(357,386)
<b>Other Financing Sources (Uses)</b>				
Transfers From (To) Other Funds	-	-	3,607	3,607
<b>Total Other Financing Sources (Uses)</b>	<u>-</u>	<u>-</u>	<u>3,607</u>	<u>3,607</u>
<b>Excess Revenues and Other Sources Over (Under) Expenditures and Other Uses</b>	41,456	(29,125)	(366,110)	(353,779)
<b>Fund Balances, July 1, 2019</b>	<u>88,693</u>	<u>82,346</u>	<u>63,913</u>	<u>234,952</u>
<b>Fund Balances (Deficits), June 30, 2020</b>	<u>\$ 130,149</u>	<u>\$ 53,221</u>	<u>\$ (302,197)</u>	<u>\$ (118,827)</u>

**SUPPLEMENTAL INFORMATION**

**Other**



**LAKE LAND COLLEGE  
COMMUNITY COLLEGE DISTRICT NO. 517  
MATTOON, ILLINOIS**

**SCHEDULE OF ASSESSED VALUATIONS, TAX RATES, AND TAX EXTENSIONS  
UNAUDITED  
LEVY YEARS 2019, 2018, AND 2017**

	2019 Levy Payable in 2020*	2018 Levy Payable in 2019*	2017 Levy Payable in 2018*
<b>Assessed Valuation (by County)</b>			
Christian	\$ 77,640,272	\$ 76,020,223	\$ 75,601,568
Clark	245,334,766	234,457,128	223,151,243
Clay	21,358,906	19,843,526	17,950,175
Coles	705,965,489	695,705,833	699,606,957
Crawford	32,097	28,468	25,807
Cumberland	174,394,714	161,130,005	157,210,209
Douglas	90,661,324	86,757,450	84,754,115
Edgar	261,290,613	252,543,925	242,869,285
Effingham	788,391,530	745,640,572	798,646,134
Fayette	136,648,346	125,062,242	118,301,592
Jasper	21,056,241	19,693,015	17,371,584
Macon	4,449,264	4,131,006	3,827,309
Montgomery	3,385,163	3,112,266	2,853,277
Moultrie	268,493,069	256,425,969	249,685,884
Shelby	368,366,466	345,260,619	326,526,205
	<u>\$ 3,167,468,260</u>	<u>\$ 3,025,812,247</u>	<u>\$ 3,018,381,344</u>
<b>Tax Rates (Per \$100 of Assessed Valuation)</b>			
Education	0.1736	0.1639	0.1590
Foundation	0.1119	0.1281	0.1234
Operations, Buildings and Maintenance	0.0260	0.0248	0.0255
Bond and Interest	0.2082	0.2181	0.2194
Life Safety	0.0505	0.0517	0.0510
Audit	0.0028	0.0020	0.0023
Liabilities Protections and Settlement	0.0484	0.0415	0.0517
	<u>0.6214</u>	<u>0.6300</u>	<u>0.6323</u>
<b>Taxes Extended</b>			
Education	\$ 5,498,720	\$ 4,959,910	\$ 4,799,230
Foundation	3,544,400	3,874,860	3,724,680
Operations, Buildings and Maintenance	823,540	750,100	769,690
Bond and Interest	6,594,670	6,599,300	6,620,846
Life Safety	1,599,570	1,564,040	1,539,370
Audit	88,690	59,910	69,420
Liabilities Protections and Settlement	1,531,790	1,255,000	1,560,500
	<u>\$ 19,681,380</u>	<u>\$ 19,063,120</u>	<u>\$ 19,083,736</u>
<b>Total Current Taxes Collected</b>	<u>\$ 1,002,758</u>	<u>\$ 18,429,331</u>	<u>\$ 18,278,466</u>
<b>Percentage of Extensions Collected</b>	<u>5.09%</u>	<u>96.68%</u>	<u>96.57%</u>

\* Tax rates vary by county. Taxes extended represents actual extensions from all counties. Therefore, rate times assessed valuation does not compute to taxes extended.

**LAKE LAND COLLEGE  
COMMUNITY COLLEGE DISTRICT NO. 517  
MATTOON, ILLINOIS**

**SUMMARY OF TAXES RECEIVABLE AND TAX COLLECTIONS  
UNAUDITED  
FOR THE YEAR ENDED JUNE 30, 2020**

Levy Year	Valuation	Combined Rate	Taxes Extended	Total Collected to June 30, 2019	Collected During Year Ended June 30, 2020	Total Collected to June 30, 2020	Percent Collected June 30, 2020	Taxes Written-off
2019	3,167,468,260	0.6214	\$ 19,681,380	\$ -	\$ 1,002,758	1,002,758	5.09%	\$ 43,065
2018	3,025,812,247	0.6300	19,063,120	1,012,289	17,417,042	18,429,331	96.68%	61,558
2017	3,018,381,344	0.6323	19,083,736	18,278,466	-	18,278,466	95.78%	59,621
Total			<u>\$ 57,828,236</u>	<u>\$ 19,290,755</u>	<u>\$ 18,419,800</u>	<u>\$ 37,710,555</u>		<u>\$ 164,244</u>

**2019 TAXES EXTENDED**

	Collected at June 30, 2020	Uncollected June 30, 2020	Estimate for Uncollectible Taxes	Balance after Estimated Uncollectible Taxes
Education	\$ 260,901	\$ 5,237,819	\$ -	\$ 5,498,720
Foundation	203,825	3,340,575	-	3,544,400
Operations, Building and Maintenance	39,457	784,083	-	823,540
Bond and Interest	347,136	6,247,534	-	6,594,670
Life Safety	82,272	1,517,298	-	1,599,570
Audit	3,151	85,539	-	88,690
Liability, Protection and Settlement	66,015	1,465,775	-	1,531,790
Total	<u>\$ 1,002,758</u>	<u>\$ 18,678,622</u>	<u>\$ -</u>	<u>\$ 19,681,380</u>

**LAKE LAND COLLEGE  
COMMUNITY COLLEGE DISTRICT NO. 517  
MATTOON, ILLINOIS**

**SUMMARY OF ASSESSED VALUATIONS  
*UNAUDITED*  
*Most Recent Three Years*  
FOR THE YEAR ENDED JUNE 30, 2020**

<u>Tax Levy Year</u>	<u>Equalized Assessed Valuation</u>
2019	\$ 3,167,468,260
2018	3,025,812,247
2017	3,018,381,344
	<u>\$ 9,211,661,851</u>

**LAKE LAND COLLEGE  
COMMUNITY COLLEGE DISTRICT NO. 517  
MATTOON, ILLINOIS**

**SCHEDULE OF LEGAL DEBT MARGIN  
*UNAUDITED*  
FOR THE YEAR ENDED JUNE 30, 2020**

<b>Assessed Valuation (by County) - 2019 Levy</b>	
Christian	\$ 77,640,272
Clark	245,334,766
Clay	21,358,906
Coles	705,965,489
Crawford	32,097
Cumberland	174,394,714
Douglas	90,661,324
Edgar	261,290,613
Effingham	788,391,530
Fayette	136,648,346
Jasper	21,056,241
Macon	4,449,264
Montgomery	3,385,163
Moultrie	268,493,069
Shelby	368,366,466
	<u>\$ 3,167,468,260</u>
Debt Limit, 2.875% of Assessed Valuation (50 ILCS 405/1)	\$ 91,064,712
Less: Total Indebtedness	<u>23,760,000</u>
<b>Legal Debt Margin</b>	<u><u>\$ 67,304,712</u></u>

**LAKE LAND COLLEGE  
COMMUNITY COLLEGE DISTRICT NO. 517  
MATTOON, ILLINOIS**

**SCHEDULE OF DEBT MATURITIES  
GOVERNMENT FUND TYPES  
FOR THE YEAR ENDED JUNE 30, 2020**

<b>Fiscal Period</b>	<b>Bond Type</b>	<b>Interest Rate</b>	<b>Amounts Due During Each Fiscal Period</b>		
			<b>Principal</b>	<b>Interest</b>	<b>Total</b>
2020-2021	Series 2016B	2.00%	\$ 140,000	\$ 20,000	\$ 160,000
2020-2021	Series 2018B	4.00%	6,200,000	396,250	6,596,250
2020-2021	Series 2020	5.00%	-	666,974	666,974
2021-2022	Series 2016B	2.00%	145,000	17,150	162,150
2021-2022	Series 2018B	4.00%	5,445,000	136,125	5,581,125
2021-2022	Series 2020	5.00%	475,000	541,375	1,016,375
2022-2023	Series 2016B	2.00%	145,000	14,250	159,250
2022-2023	Series 2020	5.00%	6,225,000	373,875	6,598,875
2023-2024	Series 2018B	4.00%	150,000	11,300	161,300
2023-2024	Series 2020	5.00%	4,365,000	109,125	4,474,125
2024-2025	Series 2016B	2.00%	155,000	8,250	163,250
Thereafter	Series 2016B	2.00%	315,000	6,950	321,950
Total			<u>\$ 23,760,000</u>	<u>\$ 2,301,624</u>	<u>\$ 26,061,624</u>

Interest payments are due December 1 and June 1; principal is due December 1.

**LAKE LAND COLLEGE  
COMMUNITY COLLEGE DISTRICT NO. 517  
MATTOON, ILLINOIS**

**SCHEDULE OF EXPENSES FOR TORT IMMUNITY PURPOSES  
FOR THE YEAR ENDED JUNE 30, 2020**

Administrative Salaries	\$	405,666
Administrative Benefits		81,386
Campus Security Salaries		253,918
Campus Security Benefits		92,923
Contractual Services		40,576
Material and Supplies		2,749
Repairs		2,800
General Liability Insurance		278,010
Workers Compensation Insurance		202,520
Social Security/Medicare		305,824
		<hr/>
Total Tort Immunity Purposes Expenses	\$	<u><u>1,666,372</u></u>

Since the College levies property taxes for tort immunity liability insurance purposes, as required by Public Act 94-068 passed by the Illinois General Assembly, the College is including the above list of tort immunity purposes expenses in its annual financial report.

The College's tax extension for tort immunity/liability insurance and Social Security/Medicare purposes for tax year 2019 as levied by the counties within the College's district was \$1,525,000. Any shortfall to cover expenses in excess of taxes collected is derived from previous years' excess or other general fund revenues of the College. Any excess of revenues over expenses is carried forward to subsequent fiscal years subject to a statutory formula.

**SUPPLEMENTAL INFORMATION**

**Uniform Financial Statements**

**LAKE LAND COLLEGE  
COMMUNITY COLLEGE DISTRICT NO. 517  
MATTOON, ILLINOIS**

**ALL FUNDS SUMMARY  
UNIFORM FINANCIAL STATEMENT #1  
FISCAL YEAR ENDED JUNE 30, 2020**

	Education Fund	Operations and Maintenance Fund	Operations and Maintenance Fund (Restricted)	Bond and Interest Fund	Working Cash Fund	Restricted Purposes Fund	Audit Fund	Liability, Protection and Settlement Fund	Auxiliary Enterprises Fund	Trust and Agency Fund	Total
<b>Fund Balances, July 1, 2019</b>	\$ 18,805,359	\$ 2,759,374	\$ 5,194,056	\$ 1,476,284	\$ 25,365,963	\$ 88,693	\$ 82,346	\$ 63,913	\$ 2,391,721	\$ -	\$ 56,227,709
<b>Revenues</b>											
Local Tax Revenue	8,083,228	752,392	10,072,896	6,708,530	-	-	61,173	1,300,262	-	-	26,978,481
Other Local Sources	469,894	-	-	-	-	104,639	-	-	-	-	574,533
ICCB Grants	8,616,254	2,862,442	-	-	-	11,410,719	-	-	-	-	22,889,415
Other State Revenue	-	-	-	-	-	428,513	-	-	-	-	428,513
Federal Revenue	-	-	-	-	-	12,614,057	-	-	-	-	12,614,057
Student Tuition and Fees, Net of Change in Allowance of \$249,601	12,798,560	-	-	-	-	-	-	-	243,809	-	13,042,369
Bond Proceeds	2,500,000	-	-	-	-	-	-	-	-	-	2,500,000
Debt Certificate Proceeds	2,500,000	-	9,025,000	-	-	-	-	-	-	-	11,525,000
Bond Premium	-	-	-	1,626,676	-	-	-	-	-	-	1,626,676
Other Revenue	1,066,738	401,334	1,702,720	-	1,037,023	72,806	-	-	1,429,472	837,730	6,547,823
<b>Total Direct Revenues</b>	<b>36,034,674</b>	<b>4,016,168</b>	<b>20,800,616</b>	<b>8,335,206</b>	<b>1,037,023</b>	<b>24,630,734</b>	<b>61,173</b>	<b>1,300,262</b>	<b>1,673,281</b>	<b>837,730</b>	<b>98,726,867</b>
State On-Behalf Payments	-	-	-	-	-	21,659,490	-	-	-	-	21,659,490
<b>Total Revenues</b>	<b>36,034,674</b>	<b>4,016,168</b>	<b>20,800,616</b>	<b>8,335,206</b>	<b>1,037,023</b>	<b>46,290,224</b>	<b>61,173</b>	<b>1,300,262</b>	<b>1,673,281</b>	<b>837,730</b>	<b>120,386,357</b>
<b>Expenditures</b>											
Instruction	13,764,949	-	-	-	-	23,293,451	-	-	-	-	37,058,400
Academic Support	889,656	-	-	-	-	416,825	-	-	-	-	1,306,481
Student Services	2,024,875	-	-	-	-	1,998,721	-	97,679	-	-	4,121,275
Public Service/Continuing Education	661,341	-	-	-	-	3,863,138	-	-	-	-	4,524,479
Auxiliary Services	-	-	-	-	-	-	-	-	2,215,869	-	2,215,869
Operations and Maintenance	-	4,339,106	9,591,190	439,124	-	1,084,515	-	513,235	-	-	15,967,170
Institutional Support	13,410,733	-	9,571,556	6,089,991	199,161	6,890,823	90,298	1,059,065	763,527	-	38,075,154
Scholarships, Student Grants, & Waivers	744,982	-	-	-	-	8,701,294	-	-	-	837,730	10,284,006
<b>Total Expenditures</b>	<b>31,496,536</b>	<b>4,339,106</b>	<b>19,162,746</b>	<b>6,529,115</b>	<b>199,161</b>	<b>46,248,768</b>	<b>90,298</b>	<b>1,669,979</b>	<b>2,979,396</b>	<b>837,730</b>	<b>113,552,835</b>
<b>Net Transfers In (Out)</b>	<b>(2,169,277)</b>	<b>4,670</b>	<b>750,000</b>	<b>123,517</b>	<b>-</b>	<b>-</b>	<b>-</b>	<b>3,607</b>	<b>1,287,483</b>	<b>-</b>	<b>-</b>
<b>Fund Balances (Deficits), June 30, 2020</b>	<b>\$ 21,174,220</b>	<b>\$ 2,441,106</b>	<b>\$ 7,581,926</b>	<b>\$ 3,405,892</b>	<b>\$ 26,203,825</b>	<b>\$ 130,149</b>	<b>\$ 53,221</b>	<b>\$ (302,197)</b>	<b>\$ 2,373,089</b>	<b>\$ -</b>	<b>\$ 63,061,231</b>



**LAKE LAND COLLEGE  
COMMUNITY COLLEGE DISTRICT NO. 517  
MATTOON, ILLINOIS**

**SUMMARY OF FIXED ASSETS AND DEBT  
UNIFORM FINANCIAL STATEMENT #2  
FISCAL YEAR ENDED JUNE 30, 2020**

	Fixed Asset/Debt Account Groups <u>July 1, 2019</u>	Additions	Deletions	Fixed Asset/Debt Account Groups <u>June 30, 2020</u>
<b>Fixed Assets</b>				
Sites, Building, Additions and Improvements	\$ 108,079,664	\$ 12,964,797	\$ (1,971,977)	\$ 119,072,484
Equipment	6,045,872	1,126,438	(826,541)	6,345,769
Total Fixed Assets	<u>114,125,536</u>	<u>14,091,235</u>	<u>(2,798,518)</u>	<u>125,418,253</u>
Less: Accumulated Depreciation	<u>47,829,915</u>	<u>4,066,890</u>	<u>(1,061,559)</u>	<u>50,835,246</u>
<b>Net Fixed Assets</b>	<u><u>\$ 66,295,621</u></u>	<u><u>\$ 10,024,345</u></u>	<u><u>\$ (1,736,959)</u></u>	<u><u>\$ 74,583,007</u></u>
<b>Fixed Debt</b>				
Bonds Payable	\$ 18,785,000	\$ 11,065,000	\$ (6,090,000)	\$ 23,760,000
Debt Certificates Payable	-	11,525,000	(11,525,000)	-
CIP Net OPEB Liability	<u>22,933,246</u>	<u>2,521,611</u>	<u>-</u>	<u>25,454,857</u>
<b>Total Fixed Liabilities</b>	<u><u>\$ 41,718,246</u></u>	<u><u>\$ 25,111,611</u></u>	<u><u>\$ (17,615,000)</u></u>	<u><u>\$ 49,214,857</u></u>

**LAKE LAND COLLEGE  
COMMUNITY COLLEGE DISTRICT NO. 517  
MATTOON, ILLINOIS**

**OPERATING FUNDS REVENUES AND EXPENDITURES  
UNIFORM FINANCIAL STATEMENT #3  
FISCAL YEAR ENDED JUNE 30, 2020**

	Education Fund	Operations and Maintenance Fund	Total Operating Funds
<b>Operating Revenues by Sources</b>			
Local Government Revenues:			
Local Taxes	\$ 8,083,228	\$ 752,392	\$ 8,835,620
Corporate Personal Property Replacement Tax	469,894	-	469,894
Total Local Government	<u>8,553,122</u>	<u>752,392</u>	<u>9,305,514</u>
State Government:			
ICCB Credit Hour Grants	4,667,809	-	4,667,809
ICCB Equalization Grants	2,862,442	2,862,442	5,724,884
ICCB Career and Technical Education	631,970	-	631,970
Illinois Department of Corrections	291,319	-	291,319
Other - Grants	162,714	-	162,714
Total State Government	<u>8,616,254</u>	<u>2,862,442</u>	<u>11,478,696</u>
Student Tuition and Fees:			
Tuition, Net of Change in Allowance of \$249,601	9,452,936	-	9,452,936
Fees	3,345,624	-	3,345,624
Total Student Tuition and Fees	<u>12,798,560</u>	<u>-</u>	<u>12,798,560</u>
Other Sources:			
Sales and Service Fees	640,433	-	640,433
Facilities	-	315,822	315,822
Investment Income	25,528	-	25,528
Donations	73,361	85,512	158,873
Transfers from Non-operating Funds	-	4,670	4,670
Other	5,327,416	-	5,327,416
Total Other Sources	<u>6,066,738</u>	<u>406,004</u>	<u>6,472,742</u>
<b>Total Revenue</b>	<b>36,034,674</b>	<b>4,020,838</b>	<b>40,055,512</b>
<b>Less Non-Operating Items:*</b>			
Transfers from Non-operating Funds	-	(4,670)	(4,670)
Total Non-Operating Items	<u>-</u>	<u>(4,670)</u>	<u>(4,670)</u>
<b>Adjusted Revenue</b>	<b><u>\$ 36,034,674</u></b>	<b><u>\$ 4,016,168</u></b>	<b><u>\$ 40,050,842</u></b>

\*Intercollege revenues that do not generate related local college credit hours are subtracted to allow for statewide comparisons.

**LAKE LAND COLLEGE  
COMMUNITY COLLEGE DISTRICT NO. 517  
MATTOON, ILLINOIS**

**OPERATING FUNDS REVENUES AND EXPENDITURES  
UNIFORM FINANCIAL STATEMENT #3 (CONCLUDED)  
FISCAL YEAR ENDED JUNE 30, 2020**

	Education Fund	Operations and Maintenance Fund	Total Operating Funds
<b>Operating Expenditures</b>			
By Program:			
Instruction	\$ 13,764,949	\$ -	\$ 13,764,949
Academic Support	889,656	-	889,656
Student Services	2,024,875	-	2,024,875
Public Service/Continuing Education	661,341	-	661,341
Operation and Maintenance of Plant	-	4,339,106	4,339,106
Institutional Support	13,410,733	-	13,410,733
Scholarships, Student Grants, and Waivers	744,982	-	744,982
<b>Total Direct Expenditures</b>	31,496,536	4,339,106	35,835,642
<b>Less Non-Operating Items:*</b>			
Transfers	2,169,277	-	2,169,277
<b>Adjusted Expenditures</b>	\$ 33,665,813	\$ 4,339,106	\$ 38,004,919
By Object:			
Salaries	\$ 16,754,729	\$ 957,442	\$ 17,712,171
Employee Benefits	3,756,594	321,840	4,078,434
Contractual Services	1,028,452	298,130	1,326,582
General Materials and Supplies	3,484,322	165,969	3,650,291
Conference and Meeting	2,648,307	694	2,649,001
Fixed Charges	410,476	244,615	655,091
Utilities	-	996,731	996,731
Capital Outlay	1,238,818	1,336,730	2,575,548
Scholarships, Student Grants	744,982	-	744,982
Other	1,429,856	16,955	1,446,811
SURS Pension On-Behalf Payments	-	-	-
OPEB On-Behalf Payments	-	-	-
<b>Total Direct Expenditures</b>	31,496,536	4,339,106	35,835,642
<b>Less Non-Operating Items:*</b>			
Transfers to Non-operating Funds	2,169,277	-	2,169,277
<b>Adjusted Expenditures</b>	\$ 33,665,813	\$ 4,339,106	\$ 38,004,919

\* Intercollege expenditures that do not generate related local college credit hours are subtracted to allow for statewide comparisons.

**LAKE LAND COLLEGE  
COMMUNITY COLLEGE DISTRICT NO. 517  
MATTOON, ILLINOIS**

**RESTRICTED PURPOSES FUND REVENUES AND EXPENDITURES  
UNIFORM FINANCIAL STATEMENT #4  
FISCAL YEAR ENDED JUNE 30, 2020**

	Restricted Purposes Fund
<b>Revenues by Source</b>	
Total Local Government	\$ 104,639
State Government:	
ICCB - Credit Hour Grant	1,620,290
ICCB - Adult Educations and Family Literacy	304,012
Illinois Department of Corrections	8,398,415
Illinois Student Assistance Commission	1,088,002
Other - State On-Behalf Payments	21,659,490
Other	428,513
Total State Government	<u>33,498,722</u>
Federal Government:	
Department of Education	9,478,150
Department of Labor	3,035,237
Department of Veterans Affairs	100,670
Total Federal Government	<u>12,614,057</u>
Other Sources:	
Donation	10,000
Other	62,806
Total Other Sources	<u>72,806</u>
<b>Total Restricted Purposes Fund Revenues</b>	<b><u>\$ 46,290,224</u></b>
<b>Expenditures By Program</b>	
Instruction	\$ 23,293,451
Academic Support	416,825
Student Services	1,998,721
Public Service/Continuing Education	3,863,138
Operations and Maintenance	1,084,515
Institutional Support	6,890,823
Scholarships, Student Grants, and Waivers	8,701,294
<b>Total Restricted Purposes Fund Expenditures</b>	<b><u>\$ 46,248,768</u></b>
<b>Expenditures By Object</b>	
Salaries	\$ 7,565,094
Employee Benefits	2,460,700
Contractual Services	2,539,498
General Materials and Supplies	1,345,881
Travel and Conference/Meeting	145,061
Fixed Charges	549,685
Utilities	1,717
Capital Outlay	69,179
Scholarships, Student Grants, and Waivers	9,480,627
SURS Pension On-Behalf Payments	20,034,869
OPEB On-Behalf Payments	1,624,621
Other	431,836
<b>Total Restricted Purposes Fund Expenditures</b>	<b><u>\$ 46,248,768</u></b>

**LAKE LAND COLLEGE  
COMMUNITY COLLEGE DISTRICT NO. 517  
MATTOON, ILLINOIS**

**CURRENT FUNDS EXPENDITURES BY ACTIVITY  
UNIFORM FINANCIAL STATEMENT #5  
YEAR ENDED JUNE 30, 2020**

<b>Instruction</b>	
Instructional Programs	\$ 30,820,551
Instructional Support	5,257,270
Other	62,243
Total Instruction	<u>36,140,064</u>
<b>Academic Support</b>	
Learning Resource Center	932,996
Academic Administration and Planning	5,320
Academic Computing Support	368,169
Total Academic Support	<u>1,306,485</u>
<b>Student Services</b>	
Admissions and Records	2,428,644
Counseling and Career Guidance	861,908
Student Financial Aid	413,828
Other	427,061
Total Student Services Support	<u>4,131,441</u>
<b>Public Service/Continuing Education</b>	
Center for Business and Industry	972,332
Commercial Driver Training	186,297
LWIOA	3,029,444
Other	320,161
Total Public Service/Continuing Education	<u>4,508,234</u>
<b>Auxiliary Services</b>	
	<u>2,979,396</u>
<b>Operations and Maintenance of Plant</b>	
Maintenance	1,400,749
Custodial	675,315
Grounds	212,481
Campus Security	325,580
Transportation	32,531
Utilities	825,101
Administration	1,810,826
Other	618,309
Total Operations and Maintenance of Plant	<u>5,900,892</u>
<b>Institutional Support</b>	
Executive Office	1,313,230
Business Office	3,030,994
General Administrative Services	7,578,556
General Institution Support	3,642,315
Institutional Research	160,796
Administrative Data Processing	3,678,954
Non-Operating	2,863,948
Total Institutional Support	<u>22,268,793</u>
<b>Scholarships, Student Grants, and Waivers</b>	
	<u>9,588,777</u>
<b>Total Current Funds Expenditures</b>	<u>\$ 86,824,083</u>

\*Current Funds include the Education; Operations and Maintenance; Auxiliary Enterprises; Restricted Purposes; Audit; and Liability, Protection, and Settlement.

**SUPPLEMENTAL INFORMATION**


**Certification of Chargeback Reimbursement**


LAKE LAND COLLEGE  
COMMUNITY COLLEGE DISTRICT NO. 517  
MATTOON, ILLINOIS

**CERTIFICATION OF CHARGEBACK REIMBURSEMENT  
FOR FISCAL YEAR 2020**

**All Fiscal Year 2020 Non-Capital Audited Operating Expenditures From the Following Funds:**

1 Education Fund	\$ 30,257,718	
2 Operations and Maintenance Fund	3,002,376	
3 Public Building Commission Operation and Maintenance Fund	-	
4 Bond and Interest Fund	439,124	
5 Public Building Commission Rental Fund	-	
6 Restricted Purposes Fund	46,179,589	
7 Audit Fund	90,298	
8 Liability, Protection, and Settlement Fund	1,669,979	
9 Auxiliary Enterprises Fund (subsidy only)	<u>2,979,396</u>	
<b>10 Total Non-Capital Expenditures (sum of lines 1-9)</b>		<b>\$ 84,618,480</b>
11 Depreciation on Capital Outlay Expenditures (equipment, buildings, and fixed equipment paid) From Sources Other than State and Federal Funds	<u>\$ 2,324,118</u>	
<b>12 Total Costs Included (line 10 plus line 11)</b>		<u><u>86,942,598</u></u>
13 Total Certified Semester Credit Hours for Fiscal Year 2020	<u>\$ 157,195.5</u>	
<b>14 Per Capita Cost (line 12 divided by line 13)</b>		<u><u>\$ 553.09</u></u>
15 All Fiscal Year 2020 State and Federal Operating Grants for noncapital expenditures <b>Do Not Include ICCB Grants</b>	<u>\$ 25,555,763</u>	
<b>16 Fiscal Year 2020 State and Federal Grants Per Semester Credit Hour (line 15 divided by line 13)</b>		<u>162.57</u>
17 District's Average ICCB Grant Rate (excluding equalization grant) for Fiscal Year 2021		<u>39.88</u>
18 District's Student Tuition and Fee Rate Per Semester Credit Hour for Fiscal Year 2021		<u>142.67</u>
<b>19 Chargeback Reimbursement Per Semester Credit Hour (line 14 less lines 16, 17, and 18)</b>		<u><u>\$ 207.96</u></u>

APPROVED:  10-30-20  
Chief Fiscal Officer Date

APPROVED:  10-30-2020  
Chief Executive Officer Date

**STATE COMPLIANCE SECTION**

**Illinois Community College Board  
State Grants Financial Compliance Section**



**INDEPENDENT AUDITOR'S REPORT ON COMPLIANCE WITH STATE REQUIREMENTS  
FOR ADULT EDUCATION AND FAMILY LITERACY GRANTS**

Board of Trustees  
Lake Land College  
Community College District No. 517  
Mattoon, Illinois 61938

**Report on the Financial Statements**

We have audited the accompanying balance sheets of Adult Education and Family Literacy Grants of Lake Land Community College District No. 517 as of June 30, 2020, and the related statements of revenues, expenditures, and changes in fund balance for the year then ended.

**Management's Responsibility for the Financial Statements**

These financial statements are the responsibility of the College's management. Management's responsibilities include the design, implementation, and maintenance of internal control relevant to the preparation and fair presentation of the financial statements that are free from material misstatement, whether due to fraud or error.

**Auditor's Responsibility**

Our responsibility is to express an opinion on these financial statements based on our audit. We conducted our audit in accordance with auditing standards generally accepted in the United States of America and the grant policy guidelines of the Illinois Community College Board's *Fiscal Management Manual*. Those standards and guidelines require that we plan and perform the audit to obtain reasonable assurance about whether the financial statements are free of material misstatement. An audit includes examining, on a test basis, evidence supporting the amounts and disclosures in the financial statements. An audit also includes assessing the accounting principles used and significant estimates made by management, as well as evaluating the overall financial statement presentation. Our audit also included a review of compliance with the provisions of laws, regulations, contracts, and grants between Lake Land Community College District No. 517 and the State of Illinois and the Illinois Community College Board (ICCB). We believe that our audit provides a reasonable basis for our opinion and Lake Land Community College District No. 517 is in compliance, in all material respects, with the provisions of laws, contracts, and ICCB policy guidelines for restricted grants.

## **Opinion**

In our opinion, the financial statements referred to above present fairly, in all material respects, the financial position of the Adult Education and Family Literacy Grants of Lake Land Community College District No. 517 as of June 30, 2020, and the results of their operations for the year then ended in conformity with accounting principles generally accepted in the United States of America.

## **Other Information**

The accompanying balance sheets and statements of revenues, expenditures, and changes in fund balance were prepared for the purpose of complying with the terms of the ICCB Grants and are not intended to be a complete presentation of the College's revenues and expenditures in conformity with accounting principles generally accepted in the United States of America.

*Kemper CPA Group LLP*

KEMPER CPA GROUP LLP  
*Certified Public Accountants  
and Consultants*

Mattoon, Illinois  
October 29, 2020

**LAKE LAND COLLEGE  
COMMUNITY COLLEGE DISTRICT NO. 517  
MATTOON, ILLINOIS**

**STATE ADULT EDUCATION RESTRICTED FUNDS**

**BALANCE SHEET  
JUNE 30, 2020**

	State Basic	Performance	Total (Memorandum Only)
<b>Assets</b>			
Current Assets			
Receivable - Other	\$ 24,778	\$ 7,064	\$ 31,842
<b>Total Assets</b>	<u>\$ 24,778</u>	<u>\$ 7,064</u>	<u>\$ 31,842</u>
 <b>Liabilities and Fund Balances</b>			
Current Liabilities			
Due To Other Funds	\$ 24,778	\$ 7,064	\$ 31,842
Total Liabilities	<u>24,778</u>	<u>7,064</u>	<u>31,842</u>
Fund Balance			
Reserved	<u>-</u>	<u>-</u>	<u>-</u>
<b>Total Liabilities and Fund Balances</b>	<u>\$ 24,778</u>	<u>\$ 7,064</u>	<u>\$ 31,842</u>

The accompanying notes are an integral part of these financial statements.

**LAKE LAND COLLEGE  
COMMUNITY COLLEGE DISTRICT NO. 517  
MATTOON, ILLINOIS**

**STATE ADULT EDUCATION RESTRICTED FUNDS**

**STATEMENT OF REVENUES, EXPENDITURES, AND CHANGES IN FUND BALANCE  
FOR THE YEAR ENDED JUNE 30, 2020**

	State Basic	Performance	Total (Memorandum Only)
<b>Revenues</b>			
Grant	\$ 233,377	\$ 70,635	\$ 304,012
<b>Expenditures by Program</b>			
Instruction	233,377	-	233,377
Subtotal Instructional & Student Services	233,377	-	233,377
<b>Program Support</b>			
General Administration	-	70,635	70,635
Subtotal Program Support	-	70,635	70,635
<b>Total Expenditures</b>	233,377	70,635	304,012
<b>Excess of Revenues Over (Under) Expenditures</b>	-	-	-
<b>Fund Balance, July 1, 2019</b>	-	-	-
<b>Fund Balance, June 30, 2020</b>	\$ -	\$ -	\$ -

The accompanying notes are an integral part of these financial statements.

**LAKE LAND COLLEGE  
COMMUNITY COLLEGE DISTRICT NO. 517  
MATTOON, ILLINOIS**

**ICCB COMPLIANCE STATEMENT FOR THE  
ADULT EDUCATION AND FAMILY LITERACY GRANT**

**EXPENDITURE AMOUNTS AND PERCENTAGES FOR ICCB GRANT FUNDS ONLY  
FOR THE YEAR ENDED JUNE 30, 2020**

<u>State Basic</u>	<u>Audited Expenditure Amount</u>	<u>Actual Expenditure Percentage</u>
Instruction (45% Minimum Required)	\$ 233,377	100.00%
General Administration (15% Maximum Allowed)	\$ -	0.00%

The accompanying notes are an integral part of these financial statements.

**LAKE LAND COLLEGE  
COMMUNITY COLLEGE DISTRICT NO. 517  
MATTOON, ILLINOIS**

**NOTES TO FINANCIAL STATEMENTS  
JUNE 30, 2020**

**NOTE 1: SUMMARY OF SIGNIFICANT ACCOUNTING POLICIES**

**General**

The accompanying statements include only those transactions resulting from the Adult Education and Family Literacy grant Programs. These transactions have been accounted for in the Restricted Purposes Fund.

**Basis of Accounting**

The statements have been prepared on the modified accrual basis. Expenditures include all accounts payable representing liabilities for goods and services actually received as of June 30, 2020. Funds obligated for goods prior to June 30, 2020 for which the goods are received prior to August 31, 2020 are recorded as encumbrances. Unexpended funds are reflected as a reduction to fund balance and a liability due to the ICCB by October 15, 2020.

**Fixed Assets**

Fixed asset purchases are recorded as capital outlay and are not capitalized.

**NOTE 2: PAYMENTS OF PRIOR YEAR'S ENCUMBRANCES**

Payments of prior year's encumbrances for goods received prior to August 31, 2019 are reflected as expenditures during the current fiscal year.

**LAKE LAND COLLEGE  
COMMUNITY COLLEGE DISTRICT NO. 517  
MATTOON, ILLINOIS**

**BACKGROUND INFORMATION ON STATE GRANT ACTIVITY  
JUNE 30, 2020**

**Unrestricted Grants**

Base Operating Grants

General operating funds provided to colleges based upon credit enrollment.

Performance Grants

Grants provided to colleges based on measures for advancing success of students who are academically or financially at risk and focus on increasing college course, certificate, and degree completion.

Equalization Grants

Grants provided to institutions with less than the statewide average local tax dollars available per full-time equivalent student.

**Restricted Adult Education Grants/State**

State Basic – Grant awarded to Adult Education and Family Literacy providers to establish special classes for the instruction of persons of age 21 and over or persons under the age of 21 and not otherwise in attendance in public school for the purpose of providing adults in the community, and other instruction as may be necessary to increase their qualifications for employment or other means of self-support and their ability to meet their responsibilities as citizens including courses of instruction regularly accepted for graduation from elementary or high school and for Americanization and General Education Development Review classes. Included in this grant are funds for support services, such as student transportation and child care facilities or provision.

Performance – Grant awarded to Adult Education and Family Literacy providers based on performance outcomes.

**STATE COMPLIANCE SECTION**

**Schedules of Enrollment Data and  
Reconciliation of Semester Credit Hours**



**INDEPENDENT AUDITOR'S REPORT ON THE SCHEDULE  
OF ENROLLMENT DATA AND OTHER BASES UPON  
WHICH CLAIMS ARE FILED**

Board of Trustees  
Lake Land College  
Community College District No. 517  
Mattoon, Illinois 61938

We have audited the accompanying Schedule of Enrollment Data and Other Bases Upon Which Claims are Filed of Lake Land Community College District No. 517 for the year ended June 30, 2020.

**Management's Responsibility**

The Schedule of Enrollment Data and Other Bases upon Which Claims are Filed is the responsibility of the College's management. Management's responsibility includes the design, implementation, and maintenance of internal control relevant to the preparation and fair presentation of the schedule.

**Auditor's Responsibility**

Our responsibility is to express an opinion on the schedule based upon our examination. Our examination was made in accordance with the guidelines of the Illinois Community College Board's *Fiscal Management Manual* and the standards applicable to financial audits contained in *Government Auditing Standards* issues by the Comptroller General of the United States.

**Opinion**

In our opinion, the accompanying Schedule of Enrollment Data and Other Bases Upon Which Claims are Filed is fairly presented in accordance with the provisions of the aforementioned guidelines.

*Kemper CPA Group LLP*

KEMPER CPA GROUP LLP  
*Certified Public Accountants  
and Consultants*

Mattoon, Illinois  
October 29, 2020

**LAKE LAND COLLEGE  
COMMUNITY COLLEGE DISTRICT NO. 517  
MATTOON, ILLINOIS**

**SCHEDULE OF ENROLLMENT DATA AND OTHER BASES UPON WHICH CLAIMS ARE FILED  
FOR THE YEAR ENDED JUNE 30, 2020**

Total Semester Credit Hours by Term (In-District and Out-of-District Reimbursable)

Categories	Summer		Fall		Spring		Total (Note 3)	
	Unrestricted	Restricted	Unrestricted	Restricted	Unrestricted	Restricted	Unrestricted	Restricted
(Notes 1 & 2)								
Baccalaureate	7,899.0	-	31,233.0	24.0	27,123.5	35.5	66,255.5	59.5
Business Occupational	3,615.0	108.5	7,829.0	-	6,737.0	275.0	18,181.0	383.5
Technical Occupational	10,688.5	9.0	22,530.5	75.5	18,941.0	85.5	52,160.0	170.0
Health Occupational	2,139.5	-	5,897.5	128.0	7,748.0	72.0	15,785.0	200.0
Remedial Developmental	567.5	-	1,728.5	-	1,135.0	-	3,431.0	-
Adult Basic/Secondary Education	10.0	-	14.0	332.5	5.0	208.5	29.0	541.0
<b>Total</b>	<b>24,919.5</b>	<b>117.5</b>	<b>69,232.5</b>	<b>560.0</b>	<b>61,689.5</b>	<b>676.5</b>	<b>155,841.5</b>	<b>1,354.0</b>

Note 1) Unrestricted credit hours are supported with 50% or more of unrestricted sources of funding and are reimbursable if they meet all eligibility requirements.

Note 2) Restricted credit hours are supported with more than 50% of restricted sources of funding.

Note 3) Total of unrestricted and restricted should equal the SU and SR record totals.

	Attending In-District	Attending Out-of District on Chargeback or Contractual Agreement	Total
<b>Reimbursable Semester Credit Hours (All Terms)</b>	84,481.5	157.0	84,638.5

	Dual Credit	Dual Enrollment
<b>Reimbursable Semester Credit Hours (All Terms)</b>	12,577.5	-


**District Prior Year Equalized Assessed Valuation** \$ 3,167,468,260

Correctional Semester Credit Hours by Term

Categories	Summer	Fall	Spring	Total
Baccalaureate	1,164.0	1,974.0	1,380.5	4,518.5
Business Occupational	1,621.0	2,868.0	2,489.0	6,978.0
Technical Occupational	9,722.0	16,993.0	12,815.5	39,530.5
Health Occupational	-	-	-	-
Remedial Development	307.0	403.0	431.0	1,141.0
Adult Basic/Secondary Education	-	-	-	-
<b>Total</b>	<b>12,814.0</b>	<b>22,238.0</b>	<b>17,116.0</b>	<b>52,168.0</b>

Signatures

  
\_\_\_\_\_  
Chief Executive Officer (CEO)

  
\_\_\_\_\_  
Chief Fiscal Officer (CFO)

**LAKE LAND COLLEGE  
COMMUNITY COLLEGE DISTRICT NO. 517  
MATTOON, ILLINOIS**

**RECONCILIATION OF TOTAL REIMBURSABLE SEMESTER CREDIT HOURS  
FOR THE YEAR ENDED JUNE 30, 2020**

<u>Categories</u>	Total Unrestricted Credit Hours	Total Unrestricted Credit Hours Certified to the ICCB	Difference	Total Restricted Credit Hours	Total Restricted Credit Hours Certified to the ICCB	Difference
Baccalaureate	66,255.5	66,255.5	-	59.5	59.5	-
Business Occupational	18,181.0	18,181.0	-	383.5	383.5	-
Technical Occupational	52,160.0	52,160.0	-	170.0	170.0	-
Health Occupational	15,785.0	15,785.0	-	200.0	200.0	-
Remedial Developmental	3,431.0	3,431.0	-	-	-	-
Adult Basic/Secondary Education	29.0	29.0	-	541.0	541.0	-
<b>Total</b>	<u>155,841.5</u>	<u>155,841.5</u>	<u>-</u>	<u>1,354.0</u>	<u>1,354.0</u>	<u>-</u>

**RECONCILIATION OF IN-DISTRICT/CHARGEBACK AND  
COOPERATIVE/CONTRACTUAL AGREEMENT CREDIT HOURS  
FOR THE YEAR ENDED JUNE 30, 2020**

	Total Attending (Unrestricted and Restricted)	Total Attending As Certified To The ICCB	Difference
Reimbursable In-District Residents	84,481.5	84,481.5	-
Reimbursable Out-of-District on Chargeback or Contractual Agreement	157.00	157.00	-
<b>Total</b>	<u>84,638.5</u>	<u>84,638.5</u>	<u>-</u>

	Total Reimbursable	Total Reimbursable Certified to ICCB	Difference
Dual Credit	12,577.5	12,577.5	-
Dual Enrollment	-	-	-
<b>Total</b>	<u>12,577.5</u>	<u>12,577.5</u>	<u>-</u>

**RECONCILIATION OF TOTAL CORRECTIONAL SEMESTER CREDIT HOURS  
FOR THE YEAR ENDED JUNE 30, 2020**

<u>Categories</u>	Total Reimbursable Correctional Credit Hours	Total Reimbursable Correctional Credit Hours Certified to The ICCB	Difference
Baccalaureate	4,518.5	4,518.5	-
Business Occupational	6,978.0	6,978.0	-
Technical Occupational	39,530.5	39,530.5	-
Health Occupational	-	-	-
Remedial Development	1,141.0	1,141.0	-
Adult Basic/Secondary Education	-	-	-
<b>Total</b>	<u>52,168.0</u>	<u>52,168.0</u>	<u>-</u>

**LAKE LAND COLLEGE  
COMMUNITY COLLEGE DISTRICT NO. 517  
MATTOON, ILLINOIS**

**DOCUMENTATION OF RESIDENCY VERIFICATION STEPS  
JUNE 30, 2020**

The College's policy states that to be classified as a resident of the district, the student must have occupied a dwelling in the district for thirty (30) days immediately prior to the date established to begin classes at the College. The following categories of people are not classified as residents of the district:

- Federal job corps workers stationed in the district.
- Members of armed forces stationed in the district.
- Inmates of state or federal correctional/rehabilitational institutions located in the district.
- Full-time students attending a post-secondary education institution who have not demonstrated through documentation a verifiable interest in establishing permanent residency.
- Students who occupy a residence outside the district but who are employed by a firm located in the district.
- Students attending the College under the provisions of a chargeback or cooperative agreement with other community college districts.
- Students on an F-1 visa.

The following special groups of people are considered as in-district residents for tuition charges only:

- Students enrolled in courses taught at business and industry locations in the district.
- Full-time students enrolled at Eastern Illinois University, except students on an F-1 visa, who will be classified as out-of-state.
- International students on an F-1 visa who are sponsored by a resident of the Lake Land College district or who have attended a minimum of one semester at an in-district high school.

Lake Land College follows the following guidelines for verifying student residency:

- Students certify their address on their application by listing their address along with marking the residency status on the student demographic information. If there is a discrepancy between the address listed and the residency status, the College uses the residency status. If a student rebuts the decision made by the college on the residency status, the student must present a property tax statement from the address listed in order to verify correct residency status.
- Out-of-district students may meet the residency requirements by presenting a voter's registration card verifying in-district residency.
- The College accepts employer signed affidavits verifying a student works at least 35 hours per week at the employer's business locations in the College district.
- Residency status of students who are dual enrolled at Lake Land College and Eastern Illinois University is verified by the information provided on the application. Students who are attending Eastern Illinois University and indicate they graduated from an in-district high school are coded in-district by the College. Students who are attending Eastern Illinois University and indicate they graduated from a high school out-of-district but in-state are coded as out-of-district but receiving in-district tuition rates. Students who are attending Eastern Illinois University and indicate they graduated from an out-of-state high school are coded as out-of-state but received the in-district tuition rate.

**FEDERAL COMPLIANCE SECTION**

**INDEPENDENT AUDITOR'S REPORT ON COMPLIANCE  
FOR EACH MAJOR FEDERAL PROGRAM AND ON INTERNAL CONTROL OVER  
COMPLIANCE REQUIRED BY UNIFORMED GUIDANCE**

Board of Trustees  
Lake Land College  
Community College District No. 517  
Mattoon, Illinois 61938

**Report on Compliance for Each Major Federal Program**

We have audited Lake Land Community College District No. 517's (College) compliance with the types of compliance requirements described in the *OMB Compliance Supplement* that could have a direct and material effect on each of the College's major federal programs for the year ended June 30, 2020. The College's major federal programs are identified in the summary of auditor's results section of the accompanying schedule of findings and questioned costs.

**Management's Responsibility**

Management is responsible for compliance with the requirements of laws, regulations, contracts and grants applicable to its federal programs.

**Auditor's Responsibility**

Our responsibility is to express an opinion on compliance for each of the College's major federal programs based on our audit of the types of compliance requirements referred to above. We conducted our audit of compliance in accordance with auditing standards generally accepted in the United States of America; the standards applicable to financial audits contained in *Government Auditing Standards* issued by the Comptroller General of the United States; and the audit requirements of Title 2 U.S. *Code of Federal Regulations* Part 200, *Uniform Administrative Requirements, Cost Principles, and Audits Requirements for Federal Awards* (Uniform Guidance). Those standards and Uniform Guidance require that we plan and perform the audit to obtain reasonable assurance about whether noncompliance with the types of compliance requirements referred to above that could have a direct and material effect on a major federal program occurred. An audit includes examining, on a test basis, evidence about the College's compliance with those requirements and performing such other procedures as we considered necessary in the circumstances.

We believe that our audit provides a reasonable basis for our opinion on compliance for each major federal program. However, our audit does not provide a legal determination of the College's compliance.

**Opinion on Each Major Federal Program**

In our opinion, the College complied, in all material respects, with the types of compliance requirements referred to above that could have a direct and material effect on each of its major federal programs for the year ended June 30, 2020.

## **Other Matters**

The results of our auditing procedures disclosed instances of noncompliance which are required to be reported in accordance with the Uniform Guidance and which are described in the accompanying Schedule of Findings and Questioned Cost as item 2020-001. Our opinion on each major federal program is not modified with respect to these matters.

The College's response to the noncompliance findings identified in our audit is described in the accompanying Schedule of Finding and Questions Cost. The College's response was not subjected to the auditing procedures applied in the audit of compliance and, accordingly, we express no opinion on the response.

## **Report on Internal Control Over Compliance**

Management of the College is responsible for establishing and maintaining effective internal control over compliance with the types of compliance requirements referred to above. In planning and performing our audit of compliance, we considered the College's internal control over compliance with the types of requirements that could have a direct and material effect on each major federal program to determine the auditing procedures that are appropriate in the circumstances for the purpose of expressing our opinion on compliance for each major federal program and to test and report on internal control over compliance in accordance with Uniform Guidance, but not for the purpose of expressing an opinion on the effectiveness of internal control over compliance. Accordingly, we do not express an opinion on the effectiveness of the College's internal control over compliance.

*A deficiency in internal control over compliance* exists when the design or operation of a control over compliance does not allow management or employees, in the normal course of performing their assigned functions, to prevent, or detect and correct, noncompliance with a type of compliance requirement of a federal program on a timely basis. *A material weakness in internal control over compliance* is a deficiency, or combination of deficiencies, in internal control over compliance, such that there is a reasonable possibility that material noncompliance with a type of compliance requirement of a federal program will not be prevented, or detected and corrected, on a timely basis. *A significant deficiency in internal control over compliance* is a deficiency, or a combination of deficiencies, in internal control over compliance with a type of compliance requirement of a federal program that is less severe than a material weakness in internal control over compliance, yet important enough to merit attention by those charged with governance.

Our consideration of internal control over compliance was for the limited purpose described in the first paragraph of this section and was not designed to identify all deficiencies in internal control over compliance that might be material weaknesses or significant deficiencies and therefore, material weaknesses or significant deficiencies may exist that have not been identified. We did identify certain deficiencies in internal control over compliance, as described in the accompanying Schedule of Findings and Questioned Cost as item 2020-001, that we consider to be material weaknesses.

The College's response to the internal control over compliance finding identified in our audit is described in the accompanying Schedule of Findings and Questioned Cost. The College's response was not subjected to the auditing procedures applied in the audit of compliance and, accordingly, we express no opinion on the response.

The purpose of this report on internal control over compliance is solely to describe the scope of our testing of internal control over compliance and the results of that testing based on the requirements of Uniform Guidance. Accordingly, this report is not suitable for any other purpose.

*Kemper CPA Group LLP*

KEMPER CPA GROUP LLP  
*Certified Public Accountants  
and Consultants*

Mattoon, Illinois  
October 29, 2020



**LAKE LAND COLLEGE  
COMMUNITY COLLEGE DISTRICT NO. 517  
MATTOON, ILLINOIS**

**SCHEDULE OF EXPENDITURES OF FEDERAL AWARDS  
FOR THE YEAR ENDED JUNE 30, 2020**

Federal Grantor/Pass-Through Grant or Program Title	Federal CFDA Number	Additional Award Identificaton	Pass-Through Grantor's Number	Federal Expenditures
<b>U.S. Department of Education</b>				
Direct Grants:				
TRIO - Student Support Services	84.042A		N/A	\$ 276,038
TRIO - Talent Search	84.044A		N/A	<u>329,452</u>
				<u>605,490</u>
CARES Act: Higher Education Emergency Relief Fund - Student	84.425E	COVID-19	N/A	825,129 (M)
CARES Act: Higher Education Emergency Relief Fund - Institutional	84.425F	COVID-19	N/A	<u>121,037 (M)</u>
				<u>946,166</u>
Federal Student Assistance Cluster				
Federal Pell Grant Program	84.063		N/A	5,963,815 (M)
Federal Direct Student Loans	84.268		N/A	1,334,907 (M)
Federal Supplemental Educational Opportunity	84.007		N/A	98,299 (M)
Federal Work Study Program	84.033		N/A	45,837 (M)
Total Federal Student Assistance Cluster				<u>7,442,858</u>
Passed Through the Illinois Community College Board:				
Adult Education and Family Literacy Federal Basic	84.002A		5170120 RE	<u>183,234</u>
Career and Technical Education Basic Grants to States	84.048		CTE51720 P	<u>300,402</u>
				<u>9,478,150</u>
<b>Total U.S. Department of Education</b>				
<b>U.S. Department of Labor</b>				
Passed Through Illinois Department of Commerce and Economic Opportunity				
Workforce Innovation and Opportunity Act (WIOA) Cluster:				
WIOA Adult Program	17.258		17-681023	5,611
WIOA Youth Activities	17.259		17-681023	5,982
WIOA Dislocated Workers	17.278		17-632023	9,021
				<u>20,614</u>
WIOA Adult Program	17.258		18-681023	481,662
WIOA Youth Activities	17.259		18-681023	298,955
WIOA Dislocated Workers	17.278		18-681023	390,817
				<u>1,171,434</u>
WIOA Adult Program	17.258		19-681023	791,847
WIOA Youth Activities	17.259		19-681023	462,443
WIOA Dislocated Workers	17.278		19-681023	525,861
				<u>1,780,151</u>
Total WIOA Cluster				<u>2,972,199</u>
Trade Adjustment Assistance	17.245		17-661023	40,164
Trade Adjustment Assistance	17.245		18-661023	22,874
Total Trade Adjustment Assistance				<u>63,038</u>
				<u>3,035,237</u>
<b>Total U.S. Department of Labor</b>				
<b>U.S. Department of Veterans Affairs</b>				
Post - 9/11 Veterans Educational Assistance	64.028		N/A	<u>100,670</u>
				<u>100,670</u>
<b>Total U.S. Department of Veterans Affairs</b>				
<b>Total Expenditures of Federal Awards</b>				<u>\$ 12,614,057</u>
<b>(M) Major Program</b>				

**LAKE LAND COLLEGE  
COMMUNITY COLLEGE DISTRICT NO. 517  
MATTOON, ILLINOIS**

**NOTES TO THE SCHEDULE OF EXPENDITURES OF FEDERAL AWARDS  
FOR THE YEAR ENDED JUNE 30, 2020**

**NOTE 1: BASIS OF PRESENTATION**

**General**

The accompanying Schedule of Expenditures of Federal Awards (the Schedule) includes the federal award activity of Lake Land College Community College No. 517 (the College) under programs of the federal government for the year ended June 30, 2020. The information in the Schedule is presented in accordance with the requirements of Title 2 U.S. *Code of Federal Regulations* Part 200, *Uniform Administrative Requirements, Cost Principles, and Audit Requirements for Federal Awards* (Uniform Guidance). Because the Schedule presents only a selected portion of the operations of the College, it is not intended to and does not present the financial position, changes in net assets, or cash flows of the College.

**Basis of Accounting**

For financial reporting purposes, the College is considered a special-purpose government engaged only in business-type activities. Accordingly, the College's financial statements have been presented using the economic resources and measurement focus and the accrual basis of accounting. The College's Schedule of Expenditures of Federal Awards is prepared in conformity with the same basis of accounting.

**NOTE 2: SUBRECIPIENTS**

During fiscal year 2020, the College maintained a subrecipient agreement with C.E.F.S. Economic Opportunity Corporation under the Workforce Innovation and Opportunity Act Cluster. The amount provided to C.E.F.S. through this Act amounted to \$2,259,684.

**NOTE 3: LOANS OR LOAN GUARANTEES OUTSTANDING**

During fiscal year 2020, the Collage participated in two guaranteed student loan program sponsored by the U.S. Department of Education.

The loans are made through Direct Lending, a branch of the Department of Education, and provided directly to the College's students or their parents. The U.S. Department of Education guarantees the repayment of the principal and related interest to the financial institution. The College is responsible for completing portions of the loan applications, verifying student eligibility, filing student confirmation reports (SCR), refunding money to Direct Lending, when appropriate, and distributing Direct Loan amounts to the students or their parents.

**LAKE LAND COLLEGE  
COMMUNITY COLLEGE DISTRICT NO. 517  
MATTOON, ILLINOIS**

**NOTES TO THE SCHEDULE OF EXPENDITURES OF FEDERAL AWARDS  
FOR THE YEAR ENDED JUNE 30, 2020**

**NOTE 3: LOANS OR LOAN GUARANTEES OUTSTANDING (CONCLUDED)**

During the year ended June 30, 2020, the College's students or their parents were eligible to receive the following guaranteed loans:

Stafford Loans:	
Subsidized	\$ 645,617
Unsubsidized	621,048
Parents Loans for Undergraduate Students (PLUS)	<u>68,242</u>
 Total	 <u>\$ 1,334,907</u>

**NOTE 4: INDIRECT COST RATE**

The College has elected not to use the 10% de minimis indirect cost rate allowed under the Uniform Guidance.

**LAKE LAND COLLEGE  
COMMUNITY COLLEGE DISTRICT NO. 517  
MATTOON, ILLINOIS**

**BACKGROUND INFORMATION ON FEDERAL GRANT ACTIVITY  
JUNE 30, 2020**

**Restricted Adult Education Grants/Federal**

Federal Basic – Grant awarded to Adult Education and Family Literacy providers to assist adults in becoming literate and obtain the knowledge and skills necessary for employment and self-sufficiency; to assist adults who are parents in obtaining the educational skills necessary to become full partners in the educational development of their children; and to assist adults in completing a secondary school education.

**Restricted Vocational Education Grants to State (Perkins)/Federal**

Grant awarded to community colleges as a result of the Carl D. Perkins Vocational and Technical Education Act of 1998 (Perkins III). This grant is intended to help accomplish the new vision of vocational and technical education for the 21<sup>st</sup> century. The central goals of this new vision are improving student achievement and preparing students for postsecondary education, further learning, and careers. The grant allows community colleges to focus on those programs and student populations they feel will allow for the greatest improvement in overall performance while assuring success for all students in career and technical education programs.

**LAKE LAND COLLEGE  
COMMUNITY COLLEGE DISTRICT NO. 517  
MATTOON, ILLINOIS**

**SCHEDULE OF FINDINGS AND QUESTIONED COSTS  
FOR THE YEAR ENDED JUNE 30, 2020**

**SECTION I – SUMMARY OF AUDITOR’S RESULTS**

**Financial Statements**

Type of auditor’s report issued: Unmodified

Internal control over financial reporting:

Material weaknesses identified? No

Significant deficiencies identified that are not considered  
to be material weaknesses? No

Noncompliance material to the financial statements noted? No

**Federal Awards**

Internal control over major program:

Material weaknesses identified? Yes

Significant deficiencies identified that are not considered  
to be material weaknesses? No

Type of auditor’s report issued on compliance for major programs: Unqualified

Any audit findings disclosed that are required to be reported in  
accordance with section 2 CFR 200.516(a)? No

Identification of major programs:

<u>CFDA Number</u>	<u>Name of Federal Program</u>
	Federal Student Assistance Cluster:
84.007	Federal Supplemental Educational Opportunity
84.033	Federal Work Study Program
84.063	Federal Pell Grant Program
84.268	Federal Direct Student Loans
84.425E	CARES Act: Higher Education Emergency Relief Funds-Students
84.425F	CARES Act: Higher Education Emergency Relief Funds-Institutional

Dollar threshold used to distinguish between Type A and Type B programs: \$750,000

Auditee qualified as a low-risk auditee? Yes

**LAKE LAND COLLEGE  
COMMUNITY COLLEGE DISTRICT NO. 517  
MATTOON, ILLINOIS**

**SCHEDULE OF FINDINGS AND QUESTIONED COSTS  
FOR THE YEAR ENDED JUNE 30, 2020**

**SECTION II – FINANCIAL STATEMENT FINDINGS**

NONE

**LAKE LAND COLLEGE  
COMMUNITY COLLEGE DISTRICT NO. 517  
MATTOON, ILLINOIS**

**SCHEDULE OF FINDINGS AND QUESTIONED COSTS  
FOR THE YEAR ENDED JUNE 30, 2020**

**SECTION III – FEDERAL AWARD FINDINGS AND QUESTIONED COSTS**

**Finding No. 2020-001 – Internal Controls over Federal Student Assistance Programs**

**Federal Program Name:** Federal Student Assistance Cluster; Federal Pell Grant Program, Federal Direct Student Loans, Federal Supplemental Educational Opportunity, Federal Work Study Program

**CFDA Number:** 84.063, 84.268, 84.007, and 84.033

**Federal Agency:** U.S. Department of Education

**Criteria/Specific Requirement:**

- A. U.S. Code of Federal Regulations Title 34 CFR 668.56 requires that for each applicant whose FAFSA information is selected for verification by the Secretary, the College must obtain specified documentation to verify the information as applicable under Title 34 CFR 668.57(a), 34 CFR 668.57(b), 34 CFR 668.57(c) and 34 CFR 668.57(d).
  
- B. CFR section 685.309 (b)(2) requires the College to notify the lender within 30 days if it discovers that a student who has received a loan did not enroll or ceased to be enrolled on at least a half time basis. The College has 60 days to notify the lender if the next scheduled roster reporting date is within 60 days of the date of determination of status change.

**Condition:**

- A. During the audit of the Federal Student Assistance Cluster we noted two (2) instances where the income tax reported on the Institutional Student Information Record (ISIR) did not match the information on the student's income tax transcript.
  
- B. During the compliance testing of "Special Tests and Provisions – Enrollment Reporting" we noted two (2) students that were not reported as withdrawn within the 60 day time period.

**Questioned Costs:**

- A. None
  
- B. None

**Context:**

- A. Exceptions were noted in 2 of the 53 students tested.
  
- B. Exceptions were noted in 2 of the 40 students tested.

**Effect:**

- A. The overstatement of income tax paid on both students could have resulted in a higher Estimated Family Contribution (EFC) and an understatement in the student's eligibility for grants and/or loans.
  
- B. The delay in reporting the students withdraw date could defer when their loan repayment begins.

**LAKE LAND COLLEGE  
COMMUNITY COLLEGE DISTRICT NO. 517  
MATTOON, ILLINOIS**

**SCHEDULE OF FINDINGS AND QUESTIONED COSTS  
FOR THE YEAR ENDED JUNE 30, 2020**

**SECTION III – FEDERAL AWARD FINDINGS AND QUESTIONED COSTS (Concluded)**

**Finding No. 2020-001 – Internal Controls over Federal Student Assistance Programs (Concluded)**

**Cause:**

- A. The College's internal controls over the student verification process were not effective.
- B. The College's internal controls over the Enrollment Reporting process were not effective.

**Recommendation:**

- A. We recommend that the College develop internal controls to ensure that the student verification process is completed accurately.
- B. We recommend the College establish procedures to ensure that accurate and timely information is reported to NSLDS.

**Management's Response:**

- A. The College agrees with the auditor's recommendation and will develop internal controls to ensure that the student verification process is completed accurately. These measures include extensive and continuous training of new staff on verification items and proper documentation, as well as a system in which all files are reviewed by a second specialist to identify any potential errors or omissions prior to the awarding of students.
- B. The College agrees with the auditor's recommendation and will establish procedures to ensure that accurate and timely information is reported to NSLDS. This will include a review of the processes and procedures to ensure that enrollment for degree-seeking students is reported within the 60 day time period.



**LAKE LAND COLLEGE  
COMMUNITY COLLEGE DISTRICT NO. 517  
MATTOON, ILLINOIS**

**CORRECTIVE ACTION PLAN FOR CURRENT-YEAR AUDIT FINDINGS  
FOR THE YEAR ENDED JUNE 30, 2020**

**CORRECTIVE ACTION PLAN**

**Finding No. 2020-001 – Internal Controls over Federal Student Assistance Programs**

**Condition:**

- A. During the audit of the Federal Student Assistance Cluster we noted two (2) instances where the income tax reported on the Institutional Student Information Record (ISIR) did not match the information on the student's income tax transcript.
- B. During the compliance testing of "Special Tests and Provisions – Enrollment Reporting" we noted two (2) students that were not reported as withdrawn within the 60 day time period.

**Plan:**

- A. Effective immediately, verification staff will review federal verification requirements and appropriate documentation to ensure that ISIR information matches the verification documents. Before students are awarded financial aid each week, all students selected for verification will be reviewed by another staff member to ensure that there are no omissions or discrepancies.
- B. The Director of Financial Aid will immediately review the discrepancies with Admissions and Information Systems and Services (ISS) staff to determine the cause of the omissions and to make any necessary system modifications to ensure that all students for which enrollment reporting is required are submitted to NSLDS within the required timeframe going forward

**Anticipated Date of Completion:**

Immediately upon learning of the deficiency.

**Contact Person Responsible for Corrective Action:**

Paula Carpenter, Director of Financial Aid and Veteran Services

**LAKE LAND COLLEGE  
COMMUNITY COLLEGE DISTRICT NO. 517  
MATTOON, ILLINOIS**

**SCHEDULE OF FINDINGS AND QUESTIONED COSTS  
FOR THE YEAR ENDED JUNE 30, 2020**

**SECTION IV – SUMMARY OF PRIOR AUDIT FINDINGS**

<u>Finding No.</u>	<u>Condition</u>	<u>Current Status</u>
Finding No. 2019-001	Verification of FAFSA Information	Repeat Finding 2020-001